

Park and Ride Summary

Thanks to all those people who took the time to complete the survey. All comments have now been read, including those on Facebook. The results are summarised below.

Whilst the focus of the survey is to assist us with identifying demand for a park and ride trial, there has been some great feedback that helps us to consider other traffic issues.

Key points taken from the feedback are as follows:

1. Many responses were received from residents at Fernhill / Sunshine Bay and Arthur's Point highlighting the need to address similar issues on these approaches.
2. Queenstown 's transport in general, needs to serve a wide range of timings – it's not a 9 – 5 place.
3. Only around 5% of drivers are filling their cars with passengers (four occupants or more).
4. **Almost half the respondents preferred Frankton, with a third opting for Five Mile / Grant Road.**
5. **A wide range of operating hours and high frequency of shuttles for a park and ride would be needed to accommodate the mix of employment / enjoyment hours.**
6. Park and ride will not suit everyone.
7. **Price range needs to be low. Public transport is seen as expensive currently, and parking, although limited in Queenstown is still cheap or free.**
8. **A central Frankton location would be preferred for a water taxi.**

Many of the wider comments for other transport solutions are already being considered, and can be viewed on the QLDC website here:

<http://www.qldc.govt.nz/services/transport/transport-strategies/>

Thanks again for your feedback, we will update our website on progress.

Tony Pickard

Principal Planner Infrastructure

Queenstown Lakes District Council

23 August 2016

Where do you live? (Please choose the location closest to you)

Response	Chart	Percentage	Count
Arrowtown		12.4%	53
Cromwell		2.8%	12
Frankton		18.2%	78
Gibbston		1.2%	5
Hawea		0.7%	3
Jack's Point		7.0%	30
Kelvin Peninsula		4.2%	18
Kingston		2.1%	9
Lake Hayes Estate / Shotover Country		20.1%	86
Luggate		0.5%	2
Quail Rise		5.8%	25
Wanaka		2.8%	12
Other		22.2%	95
Total Responses			428

In a normal week, how many trips do you make into central Queenstown from your home?

Response	Chart	Percentage	Count
1		4.7%	20
2		6.3%	27
3		6.8%	29
4		8.2%	35
5		29.7%	127
6		18.7%	80
7		8.4%	36
8 or more (ie more than one trip a day)		17.3%	74
Total Responses			428

How do you usually travel? (Please choose all that apply)

Response	Chart	Percentage	Count
Private car (yours/family member's)		94.2%	403
Vehicle provided by your employer		7.2%	31
Other		6.3%	27
Total Responses			428

Are you normally / often the driver

Response	Chart	Percentage	Count
Yes		92.7%	396
No		7.3%	31
Total Responses			427

How many other people usually make that journey with you?

Response	Chart	Percentage	Count
0		57.2%	245
1		26.4%	113
2		11.0%	47
3		3.5%	15
4 or more		1.9%	8
Total Responses			428







If a park and ride service were available, which location would you be most likely to leave your private car and continue your trip into Queenstown by bus? (Please select all that you would consider)

Response	Chart	Percentage	Count
Five Mile / Grant Road area		36.3%	134
Frankton (close to the BP roundabout)		47.2%	174
Other		31.7%	117
Total Responses			369







What time would a morning shuttle need to operate to meet your needs?

Response	Chart	Percentage	Count
5.30am		2.4%	9
6am		3.0%	11
6.30am		4.3%	16
7am		7.9%	29
7.30am		20.1%	74
8am		35.9%	132
Other start time		26.4%	97
Total Responses			368






What time would an evening shuttle need to operate to meet your needs?

Response	Chart	Percentage	Count
5pm		27.7%	102
6pm		24.5%	90
7pm		5.7%	21
8pm		1.4%	5
9pm		4.9%	18
Other finish time		35.9%	132
Total Responses			368

How frequently would a shuttle need to depart in each direction, morning and evening, to meet your needs?





Response	Chart	Percentage	Count
Every 15 minutes		59.0%	217
Every 20 minutes		17.1%	63
Every 30 minutes		13.3%	49
Every 45 minutes		0.3%	1
Every hour		3.3%	12
Less often		7.1%	26
Total Responses			368

How much would you be prepared to pay for parking and a daily return trip by shuttle between where you left your car and central Queenstown?

Response	Chart	Percentage	Count
\$2.50		43.8%	161
Between \$3.00 and \$5 .00		33.2%	122
Between \$5.50 and \$7.50		3.0%	11
Between \$8.00 and \$10.00		1.6%	6
Other		18.5%	68
Total Responses			368

If there was a water taxi service where would you prefer to join/leave the water taxi?

Response	Chart	Percentage	Count
----------	-------	------------	-------

Hilton Hotel		10.7%	8
Near the golf course		13.3%	10
Frankton Beach		65.3%	49
Other		10.7%	8
Total Responses			75