

5.1 Project Area Schedule

APPROVED PLAN:
All internal areas are preliminary and subject to change.
RM180584

Wednesday, 13 March 2019

BUILDING A: GUEST FACILITIES

CONFERENCE ROOMS (3x160)	480m ²	600pax
BREAKOUT (Conference 4)	82m ²	with above
BREAKOUT ZONE	55m ²	with above
MEETING 1	60m ²	50pax
MEETING 2	30m ²	20pax
MEETING 3	25m ²	15pax
MEETING LOBBY	50m ²	50pax
CONFERENCE SUBTOTAL	782m²	
RESTAURANT I	280m ²	190pax
RESTAURANT II	190m ²	80pax
PRIVATE DINING	47m ²	15pax
LOUNGE BAR	107m ²	115pax
FACILITIES SUBTOTAL	624m²	

BUILDING A: BOH & STAFF FACILITIES

BOH & STAFF FACILITIES		65pax
Staff Room	76m ²	
Hotel Office	18m ²	
Hotel Administration	93m ²	
Hotel Kitchen	135m ²	
Dock & Storage	163m ²	

BUILDING G: GUEST FACILITIES

FITNESS CENTRE	84m ²	25pax
POOL, SPA, STEAM & SAUNA AREA	274m ²	80pax
GROUP ROOM	66m ²	15pax
MEDITATION ROOM	28m ²	4pax
YOGA ROOM	100m ²	20pax
TREATMENT ROOMS (Total)	154m ²	10pax
WAITING ROOM	17m ²	with facilities

BUILDING G: BOH & STAFF FACILITIES

Staff Room	17m ²	Total
Reception	28m ²	16pax

REFER SA STUDIO FOR FURTHER BREAKDOWN

Building	Level	Function	Area (sqm) *	Number of Rooms		Occupancy	Associated Carparking	
				Standard (27sqm)	Suite (40.5sqm)			
A	00 (Ground)	Restaurant, Bar, Lounge, Loading Dock, Kitchen, BoH Staff, Store, Maintenance, Waste Collection	1,717	0	0	395	30+2+16+34+5+9+7	
	01	Restaurant II, Conference Centre, Breakout Space, BoH Offices	1,532	0	0	805	-	
	Exterior	Outdoor Restaurant Seating	excl. from area calc	0	0	with above	-	
	A. Subtotal			3,249	0	0	1,200	103
B	00 (Ground)	Rooms, Services & Maid	1,041	21	0	42 + 2	16	
	01, 02	Hotel Rooms	1,041 x 2	24 x 2	0	48 x 2	-	
	03	Hotel Rooms & Suites	1,041	18	4	44	-	
	B. Subtotal			4,164	87	4	184	16
C	00 (Ground)	Rooms, Services & Maid	1,123	24	0	48 + 2	15	
	01, 02	Hotel Rooms	1,123 x 2	26 x 2	0	52 x 2	-	
	03	Hotel Rooms & Suites	1,123	13	6 (+2 deluxe)	42	-	
	C. Subtotal			4,492	89	8	196	15
D	00 (Ground)	Rooms, Services & Maid	1,123	24	0	48 + 2	34	
	01, 02, 03	Hotel Rooms	1,123 x 3	26 x 3	0	52 x 3	-	
	D. Subtotal			4,492	102	0	206	34
	E	00 (Ground)	Rooms, Services & Maid	1,041	22	0	44 + 2	15
01, 02		Hotel Rooms	1,041 x 2	24 x 2	0	48 x 2	-	
03		Hotel Rooms & Suites	1,041	13	6 (+1 deluxe)	40	-	
E. Subtotal			4,164	83	7	182	15	
F	00 (Ground)	Chapel (Open Sided)	22	0	0	15	0	
	Exterior	Outdoor Chapel Platform	56	0	0	50~100	0	
	F. Subtotal			78	0	0	65~115	0
G	00 (Ground)	Wellness & Day Spa	613	0	0	65	4+7	
	B1	Pool, Spa & Fitness	509	0	0	105	-	
	B2	Lower Entry	50	0	0	-	9	
	G. Subtotal			1,172	0	0	170	20
H	Pavilion	Outdoor Wedding Venue	60	0	0	48~80	-	
Ayrburn Domain	Stable & Woolshed	Restaurant, Bar, Kitchen	488.5	0	0	152	30	
	Amenities Annex	WC's & Storage	110	0	0	with above	3	
	Exterior	Outdoor Restaurant Seating	excl. from area calc	0	0	172	-	
	Cart Shed	Bike / Ski Hire	172	0	0	36	with above	
	Dairy	Store	17.5	0	0	0	-	
	Garden Shed	Storage & Garden Maintenance	124	0	0	7	-	
	Ayrburn Domain. Subtotal			912	0	0	367	33
Other (excluded from area summary)	Store A2	Furniture, Maids, Maintenance & Cleaners Store	152	0	0	0	(with A)	
	A-E Plant	Boiler & Chiller	90	0	0	0	0	
Amenity Buildings Subtotal (A, F, G, H & Ayrburn) (excl "Other")			5,471	0	0	1,737 + 113~195	156	
Hotel Room Buildings Subtotal			17,312	361	19	768	80	
TOTAL DEVELOPMENT SUMMARY			22,783	380	19	2,505 + 113~195	236	

GROSS FLOOR AREA: (QLDC District Plan Definition)
Means the sum of the gross area of the several floors of all buildings on a site, measured from the exterior faces of the exterior walls, or from the centre lines of walls separating two buildings.

- * NOTES:**
- Calculations for Buildings A & G exclude balconies, terraces & decks.
 - Calculations for Buildings B-E includes upper level balconies. Excludes GF decks, patios & terraces.
 - All internal areas are preliminary and subject to change

AMENDED APPLICATION 05.07.2018
FOR RESOURCE CONSENT

Masterplan Area Schedule

Scale: _____ Orig. Size: A3
Drawing No. _____ Job No.: 2294
RC05-01 Revision: B

Disclaimer: All information and views expressed on this page are provided subject to the "Document and Services Disclaimer" at the end of this drawing set.

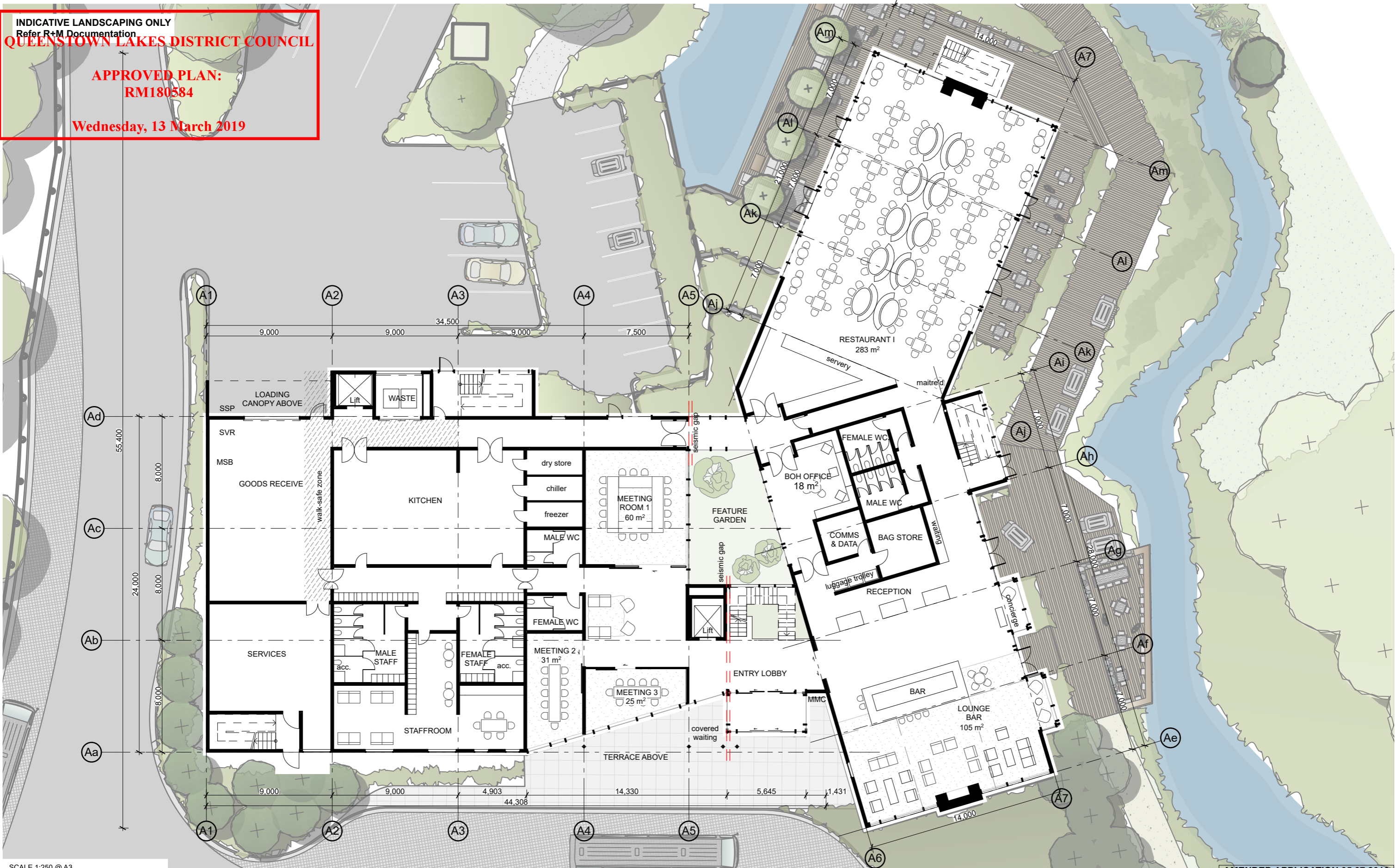
Revisions:
16.04.2018 A for Resource Consent Application
05.07.2018 B for Revised Resource Consent Application Revision B



WATERFALL PARK HOTEL
Waterfall Park Developments Ltd

at Waterfall Park, Arrowtown

INDICATIVE LANDSCAPING ONLY
 Refer R+M Documentation
QUEENSTOWN LAKES DISTRICT COUNCIL
APPROVED PLAN:
RM180584
Wednesday, 13 March 2019



SCALE 1:250 @ A3
 0 2 4 6 8 10m

AMENDED APPLICATION 05.07.2018
FOR RESOURCE CONSENT

Disclaimer: All information and views expressed on this page are provided subject to the "Document and Services Disclaimer" at the end of this drawing set.
General Notes: All dimensions to be checked on site. Copyright in all drawings, specifications and other documents and in the work executed from them remains the property of Studio of Pacific Architecture Ltd. © Studio of Pacific Architecture Limited 2018

Revisions:
 16.04.2018 A for Resource Consent Application
 05.07.2018 B for Revised Resource Consent Application Revision B

BROWN COMPANY S A STUDIO rough & mine landscape architects
PATERSONPITTS GROUP CARBONWAY ENGCO GEOSOLVE Origin
 Oak Brothers MARSHALL DAY CONSTRUCTORS Fluor ECOTAGO ryder

studiopacificarchitecture
 Architects
 Urban Designers
 Interior Designers
 Landscape Architects
WATERFALL PARK
 Level 2
 74 Cuba St
 P.O. Box 11-517
 Wellington, NZ
 TEL: 64 4 802 5444
 FAX: 64 4 802 5446
 www.studiopacific.co.nz
 architects@studiopacific.co.nz

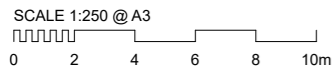
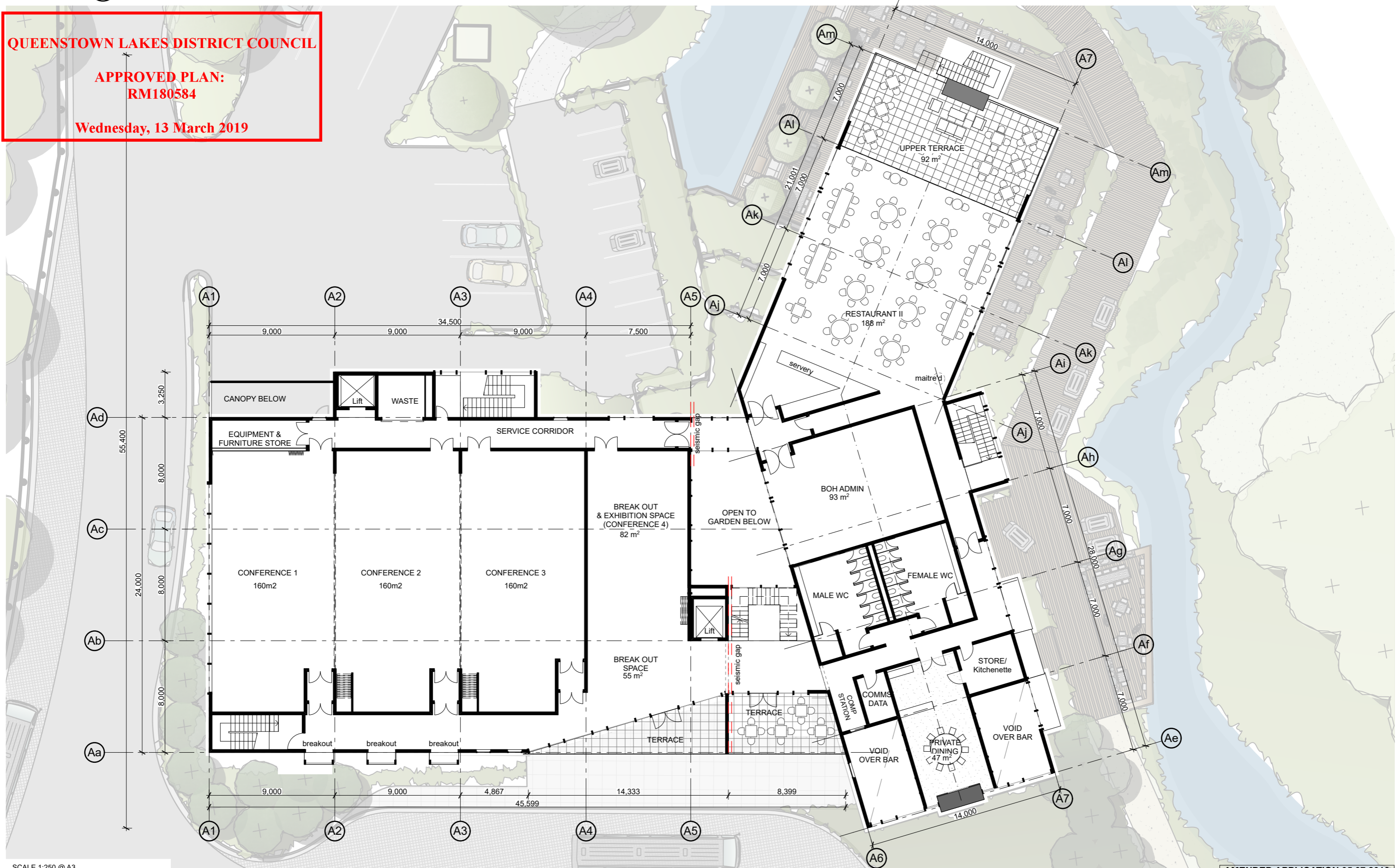
WATERFALL PARK HOTEL
 Waterfall Park Developments Ltd
 at Waterfall Park, Arrowtown

Building A - Level 00 (Ground)
 Scale: 1:250 Orig. Size: A3
 Drawing No. Job No.: **2294**
RC11-04 Revision: **B**
 Printed: 5/07/18 3:54 PM CAD Ref: 2294.91 WP_Masterplan_V02

QUEENSTOWN LAKES DISTRICT COUNCIL

**APPROVED PLAN:
RM180584**

Wednesday, 13 March 2019



**AMENDED APPLICATION 05.07.2018
FOR RESOURCE CONSENT**

Disclaimer: All information and views expressed on this page are provided subject to the "Document and Services Disclaimer" at the end of this drawing set.

Revisions:
16.04.2018 A for Resource Consent Application
05.07.2018 B for Revised Resource Consent Application Revision B

BROWN COMPANY S A STUDIO rough & mine landscape architects

PATERSONPITTS GROUP CARBONWAY ENGCO GEOSOLVE Origin

Crak Brothers MARSHALL DAY CONSIGROUP Fluor SOLUTIONS ECoTago ryder



studiopacificarchitecture
Architects
Urban Designers
Interior Designers
Landscape Architects

Level 2
74 Cuba St
P.O. Box 11-517
Wellington, NZ

TEL: 64 4 802 5444
FAX: 64 4 802 5446
www.studiopacific.co.nz
architects@studiopacific.co.nz

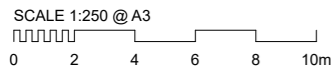
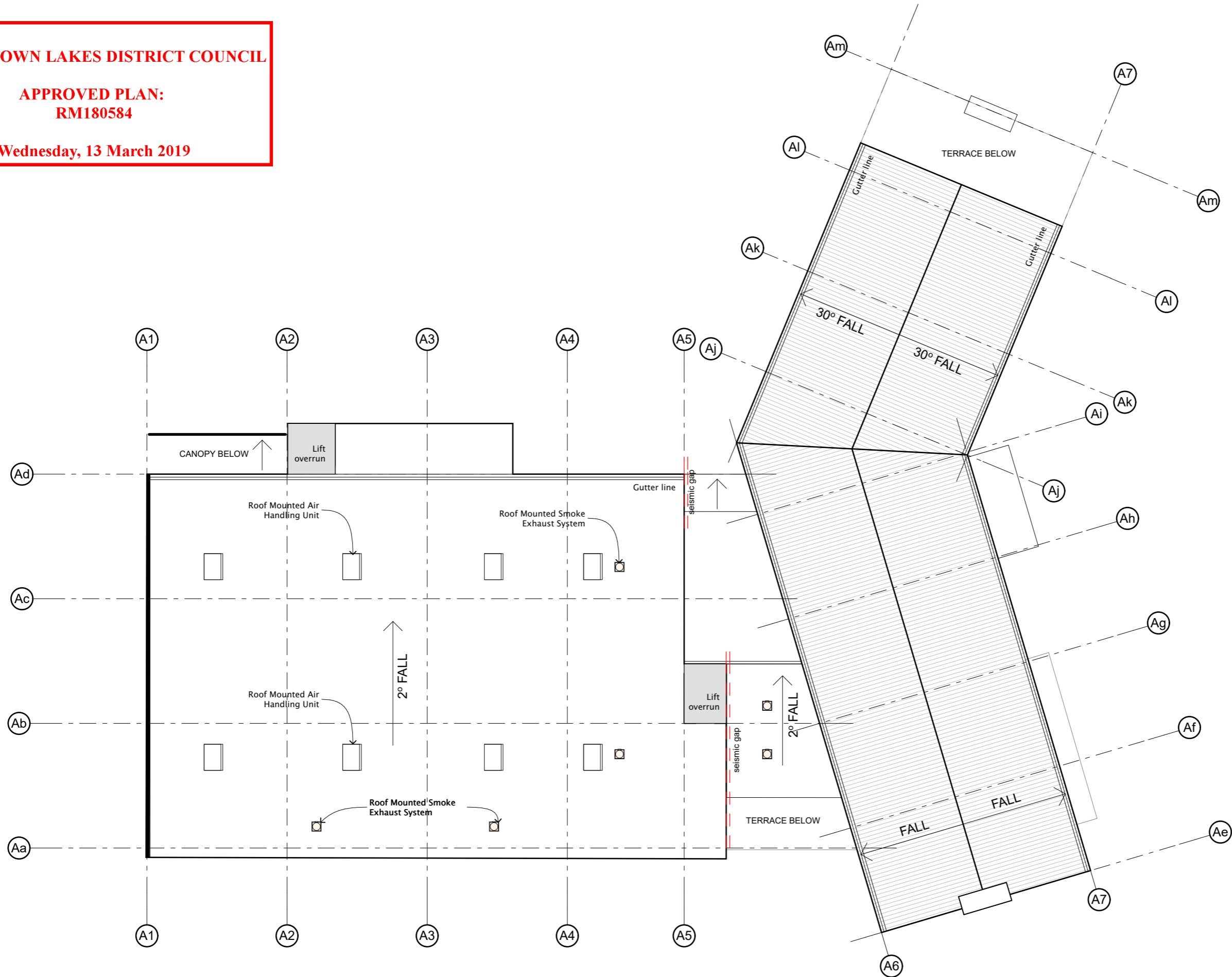
WATERFALL PARK HOTEL
Waterfall Park Developments Ltd

at Waterfall Park, Arrowtown



Building A - Level 01

Scale: 1:250 Orig. Size: A3
Drawing No. Job No.: **2294**
RC11-05 Revision: **B**



Disclaimer: All information and views expressed on this page are provided subject to the "Document and Services Disclaimer" at the end of this drawing set.

General Notes: All dimensions to be checked on site. Copyright in all drawings, specifications and other documents and in the work executed from them remains the property of Studio of Pacific Architecture Ltd. © Studio of Pacific Architecture Limited 2018

Revisions:
16.04.2018 A for Resource Consent Application

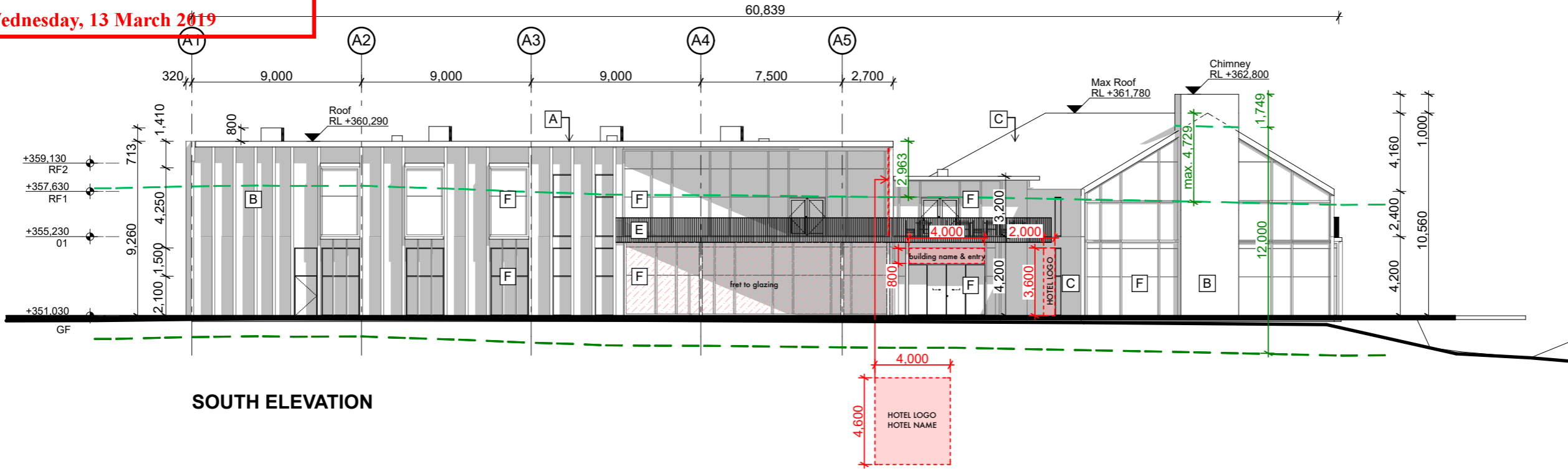
studiopacificarchitecture
 Architects
 Urban Designers
 Interior Designers
 Landscape Architects
 Level 2
 74 Cuba St
 P.O. Box 11-517
 Wellington, NZ
 TEL: 64 4 802 5444
 FAX: 64 4 802 5446
 www.studiopacific.co.nz
 architects@studiopacific.co.nz

WATERFALL PARK HOTEL
 Waterfall Park Developments Ltd
 at
 Waterfall Park, Arrowtown

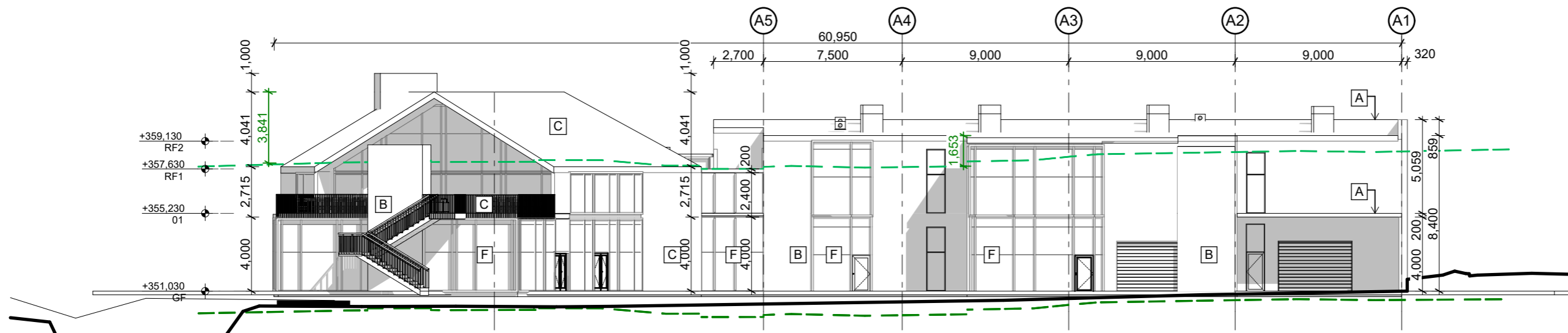


FOR RESOURCE CONSENT

Building A - Level 02 (Roof)
 Scale: 1:250 Orig. Size: A3
 Drawing No. Job No.: **2294**
RC11-06 Revision: **A**



SOUTH ELEVATION



NORTH ELEVATION

LINETYPE KEY

- 8m Height Plane
- Original Ground Level
- Proposed Ground

The height limits detailed in these plans are based upon information available to date. Final detailed building design may result in height variation of +/-300mm.

REFER RC11-09 FOR MATERIAL PALETTE



Disclaimer: All information and views expressed on this page are provided subject to the "Document and Services Disclaimer" at the end of this drawing set.

General Notes: All dimensions to be checked on site. Copyright in all drawings, specifications and other documents and in the work executed from them remains the property of Studio of Pacific Architecture Ltd. © Studio of Pacific Architecture Limited 2018

Revisions:
16.04.2018 A for Resource Consent Application

BROWN & COMPANY PLANNING GROUP
S A STUDIO rough & mine landscape architects

PATERSONPITTS GROUP Surveying • Planning • Engineering
CARRAGEWAY **ENGCO** **GEO SOLVE** **Origin**

Cook Brothers **MARSHALL DAY** **CONGIOUS** **Fluent SOLUTIONS** **ECOTAGO** **ryder**

studiopacificarchitecture
Architects
Urban Designers
Interior Designers
Landscape Architects

WATERFALL PARK

Level 2
74 Cuba St
P.O. Box 11-517
Wellington, NZ

TEL: 64 4 802 5444
FAX: 64 4 802 5446
www.studiopacific.co.nz
architects@studiopacific.co.nz

WATERFALL PARK HOTEL
Waterfall Park Developments Ltd

at Waterfall Park, Arrowtown

FOR RESOURCE CONSENT

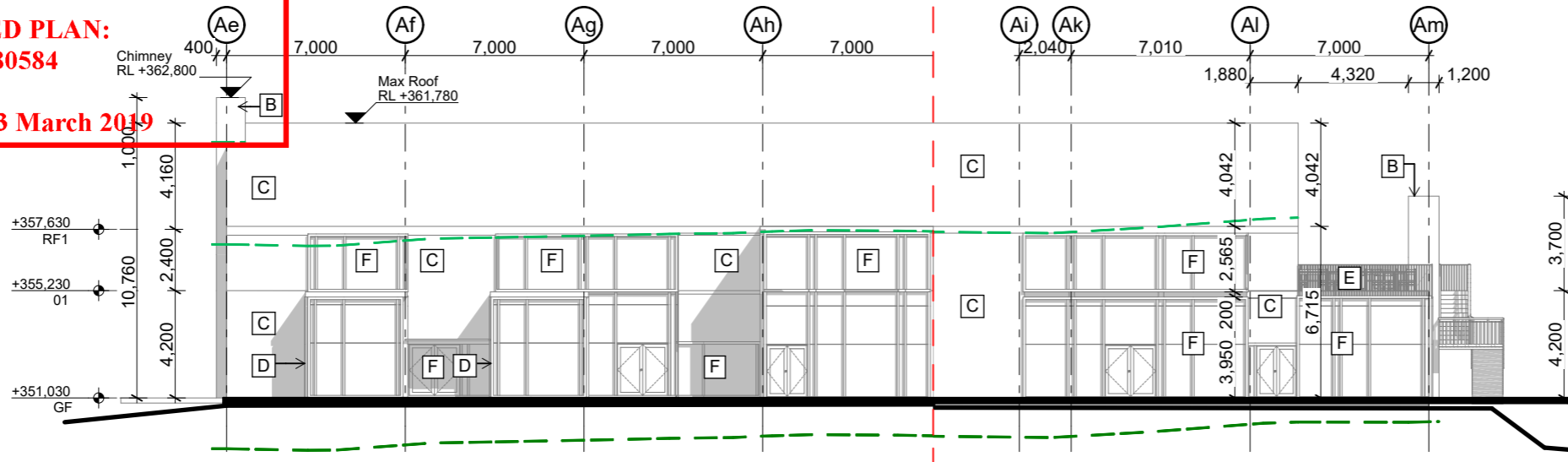
Building A - Elevations

Scale: 1:250 Orig. Size: A3
Drawing No. Job No.: 2294
RC11-07 Revision: A

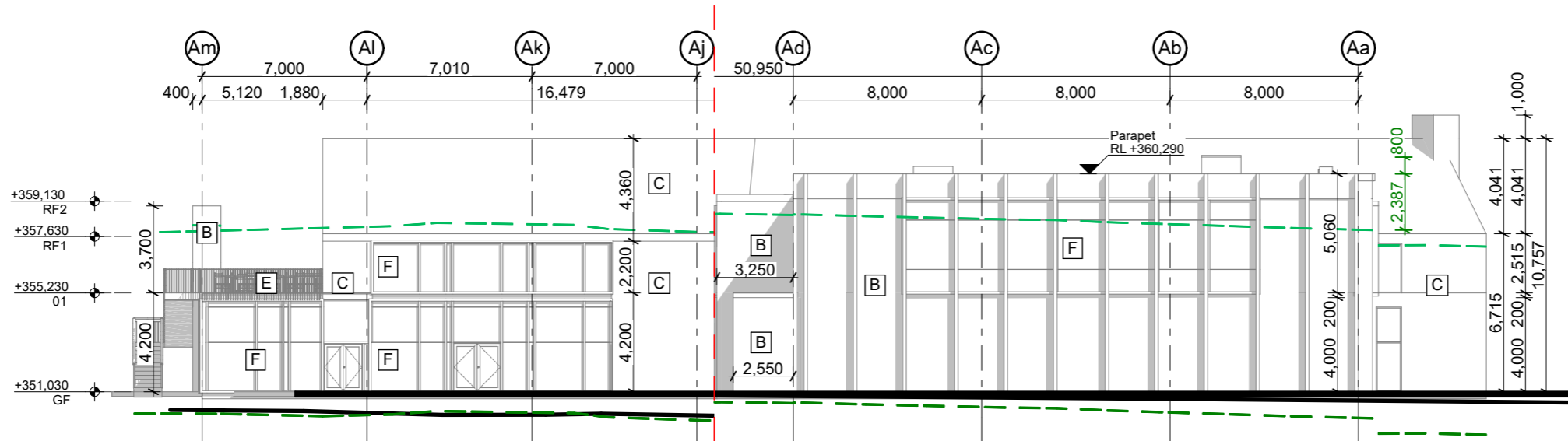
QUEENSTOWN LAKES DISTRICT COUNCIL

**APPROVED PLAN:
RM180584**

Wednesday, 13 March 2019



EAST ELEVATION

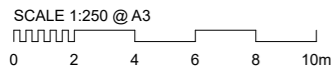


WEST ELEVATION


LINETYPE KEY

- 8m Height Plane
- Original Ground Level
- Proposed Ground


The height limits detailed in these plans are based upon information available to date. Final detailed building design may result in height variation of +/-300mm.



**BUILDING A
MATERIAL PALETTE**




A Membrane Roof
Torch-on Ceramic Chip Cap Sheet




B Pre-Cast Concrete
With timber formwork finish



C Metal Cladding/Roofing
Powdercoat profiled metal cladding with vertical tray & seam upstand



D Panel 1
Powdercoat metal panel



E Metal Balustrade
Powdercoat metal finish



F Glazing
Window & Door Glazing in powdercoat aluminum frame, colour match Panel 1

FOR RESOURCE CONSENT

Building A - Elevations

Scale: 1:250 Orig. Size: A3

Drawing No. Job No.: **2294**

RC11-08 Revision: **A**

Printed: 5/07/18, 3:54 PM CAD Ref: 2294.91 WP_Masterplan_V02

Disclaimer: All information and views expressed on this page are provided subject to the "Document and Services Disclaimer" at the end of this drawing set.

Revisions:
16.04.2018 A for Resource Consent Application

BROWN COMPANY **S A STUDIO** rough & mine landscape architects

PATERSONPITTS GROUP **CARRAGEWAY** **ENGCO** **GEO SOLVE** **Origin**

Oak Brothers **MARSHALL DAY** **CONGIOUS** **Fluent SOLUTIONS** **ECOTAGO** **ryder**

studiopacificarchitecture

Architects
Urban Designers
Interior Designers
Landscape Architects

Level 2
74 Cuba St
P.O. Box 11-517
Wellington, NZ

TEL: 64 4 802 5444
FAX: 64 4 802 5446
www.studiopacific.co.nz
architects@studiopacific.co.nz

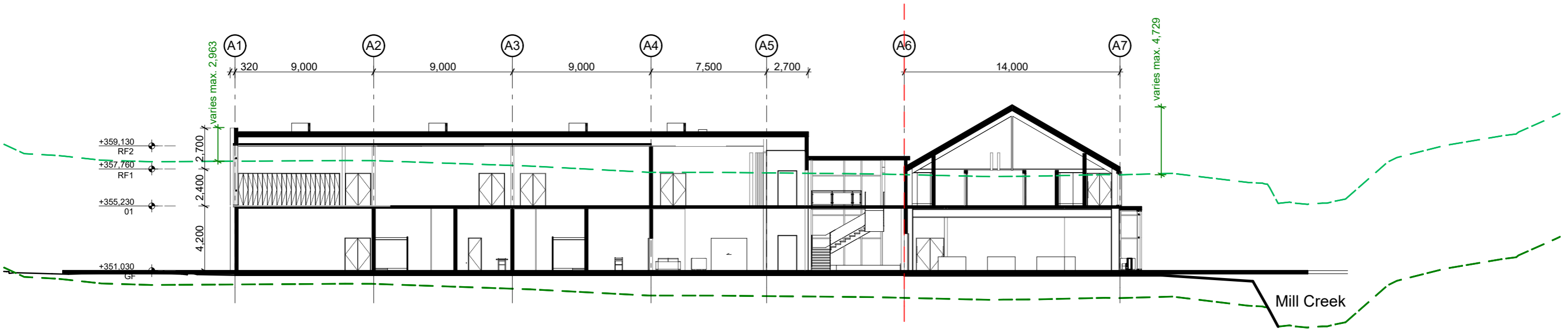
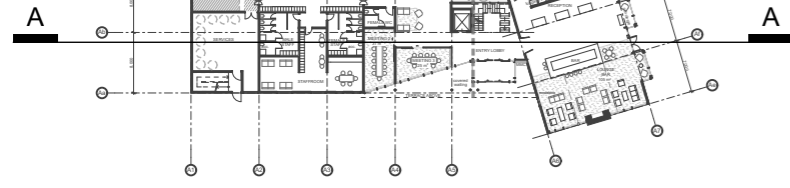
WATERFALL PARK HOTEL
Waterfall Park Developments Ltd

at Waterfall Park, Arrowtown

QUEENSTOWN LAKES DISTRICT COUNCIL

**APPROVED PLAN:
RM180584**

Wednesday 13 March 2019

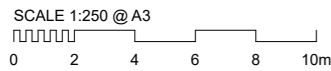


BUILDING A - SECTION

LINETYPE KEY

- 8m Height Plane
- Original Ground Level
- Proposed Ground

The height limits detailed in these plans are based upon information available to date. Final detailed building design may result in height variation of +/-300mm.



Disclaimer: All information and views expressed on this page are provided subject to the "Document and Services Disclaimer" at the end of this drawing set.

General Notes: All dimensions to be checked on site. Copyright in all drawings, specifications and other documents and in the work executed from them remains the property of Studio of Pacific Architecture Ltd. © Studio of Pacific Architecture Limited 2018

Revisions:
16.04.2018 A for Resource Consent Application

BROWN & COMPANY PLANNING GROUP

S A STUDIO rough & mine landscape architects

PATERSONPITTS GROUP Surveying • Planning • Engineering

CARRAGEWAY

ENGCO Engineering

GEO SOLVE

Origin

Coak Brothers CONSTRUCTION

MARSHALL DAY Architects

CONGIOUS

Fluent SOLUTIONS

ECOnote

ryder



studiopacificarchitecture

Architects
Urban Designers
Interior Designers
Landscape Architects

Level 2
74 Cuba St
P.O. Box 11-517
Wellington, NZ

TEL: 64 4 802 5444
FAX: 64 4 802 5446
www.studiopacific.co.nz
architects@studiopacific.co.nz

WATERFALL PARK HOTEL
Waterfall Park Developments Ltd

at Waterfall Park, Arrowtown

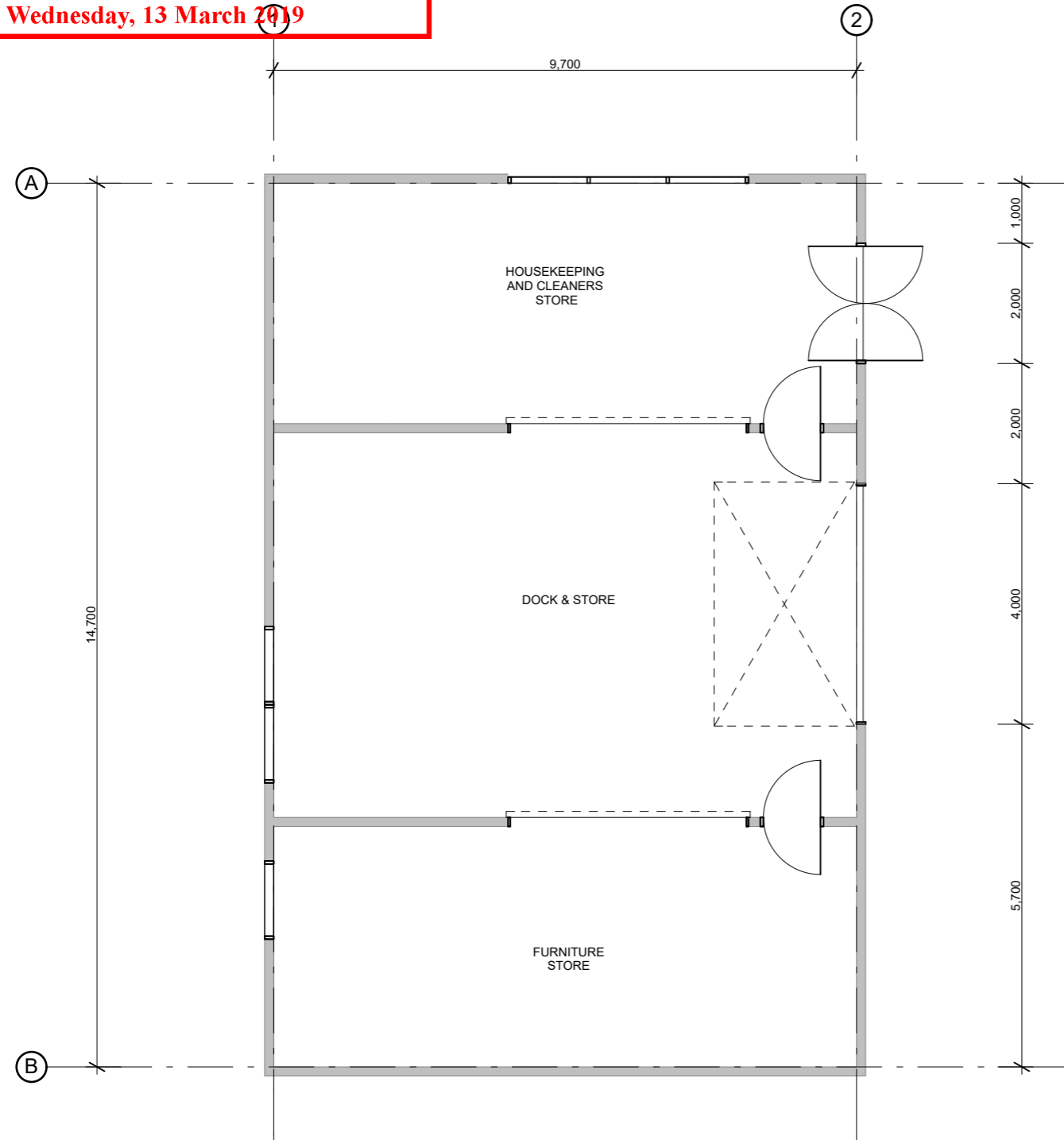
FOR RESOURCE CONSENT

Building A - Sections


Scale: 1:250, 1:1000 Orig. Size: A3

Drawing No. Job No.: **2294**


RC11-09 Revision: **A**



**BUILDING A2
GROUND LEVEL PLAN**



**BUILDING A2
ROOF PLAN**



Disclaimer: All information and views expressed on this page are provided subject to the "Document and Services Disclaimer" at the end of this drawing set.

General Notes: All dimensions to be checked on site. Copyright in all drawings, specifications and other documents and in the work executed from them remains the property of Studio of Pacific Architecture Ltd. © Studio of Pacific Architecture Limited 2018

Revisions:
16.04.2018 A for Resource Consent Application

BROWN & COMPANY PLANNING GROUP

S A STUDIO rough & mine landscape architects

PATERSONPITTS GROUP Surveying • Planning • Engineering

CARRAGEWAY

ENGCO

GEO SOLVE

Origin

Cash Brothers CONSTRUCTION

MARSHALL DAY ACCOUNTS

CONGIGUES

Fluent SOLUTIONS

ECOTAGO

ryder



studiopacificarchitecture

Architects
Urban Designers
Interior Designers
Landscape Architects

Level 2
74 Cuba St
P.O. Box 11-517
Wellington, NZ

TEL: 64 4 802 5444
FAX: 64 4 802 5446
www.studiopacific.co.nz
architects@studiopacific.co.nz

WATERFALL PARK HOTEL
Waterfall Park Developments Ltd

at Waterfall Park, Arrowtown



FOR RESOURCE CONSENT

Building A2 - Level 00 (Ground) & Roof

Scale: 1:100 Orig. Size: A3

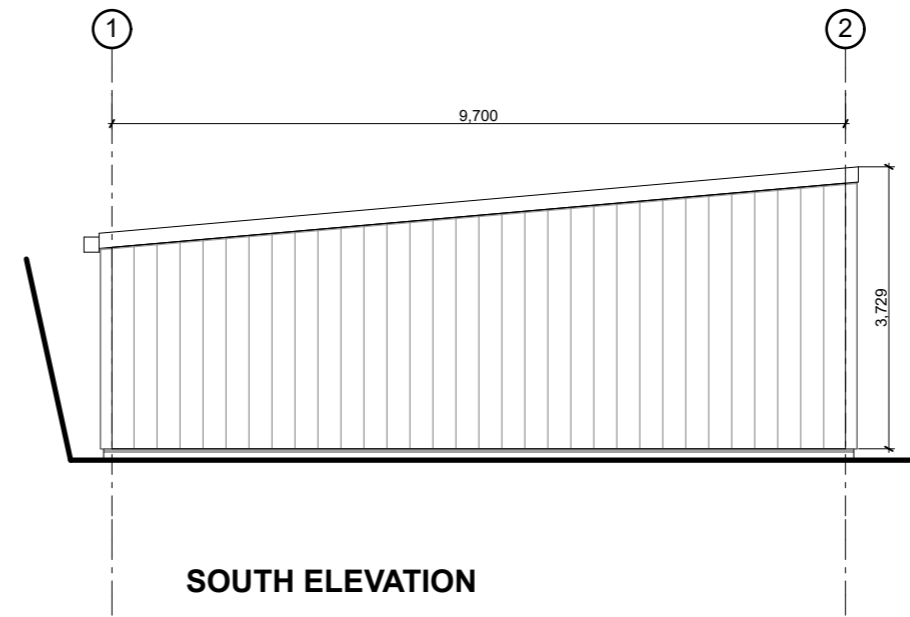
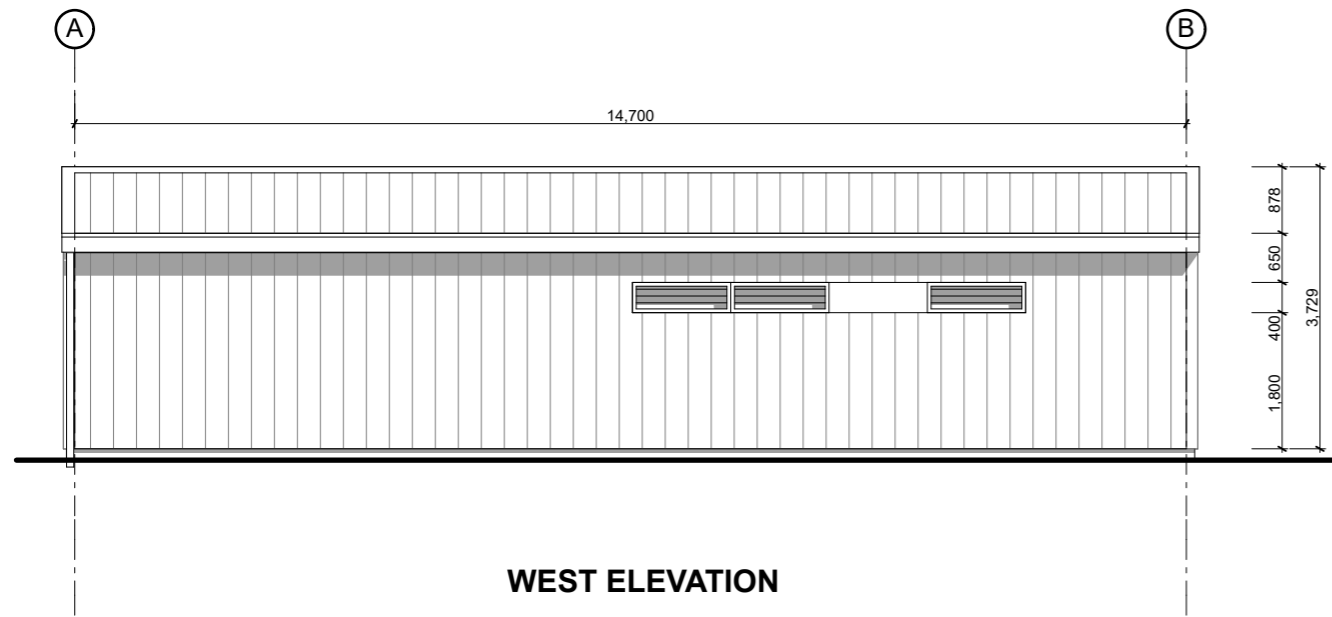
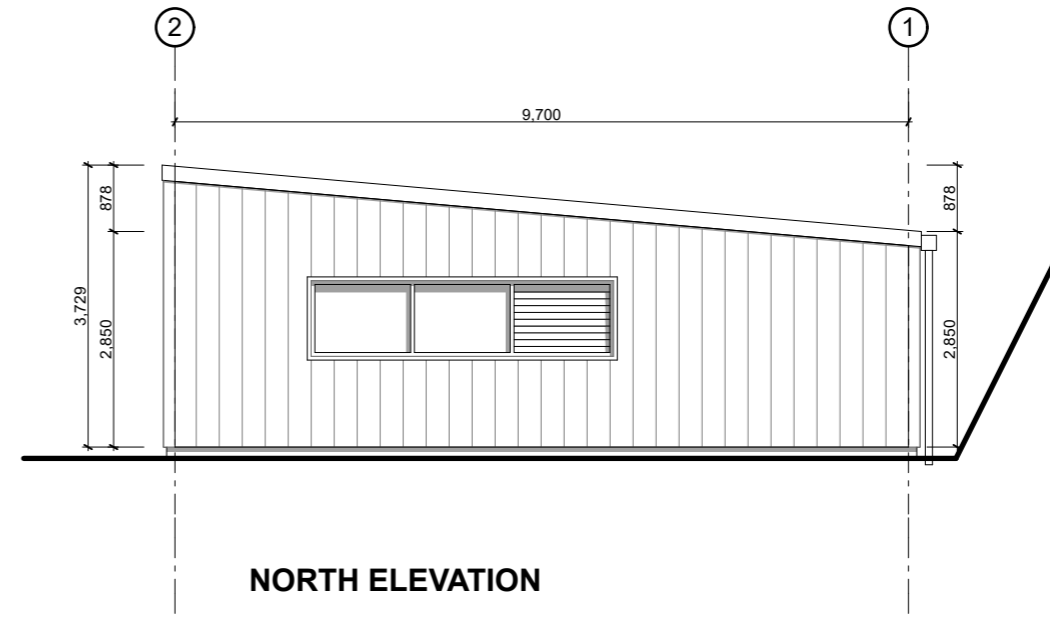
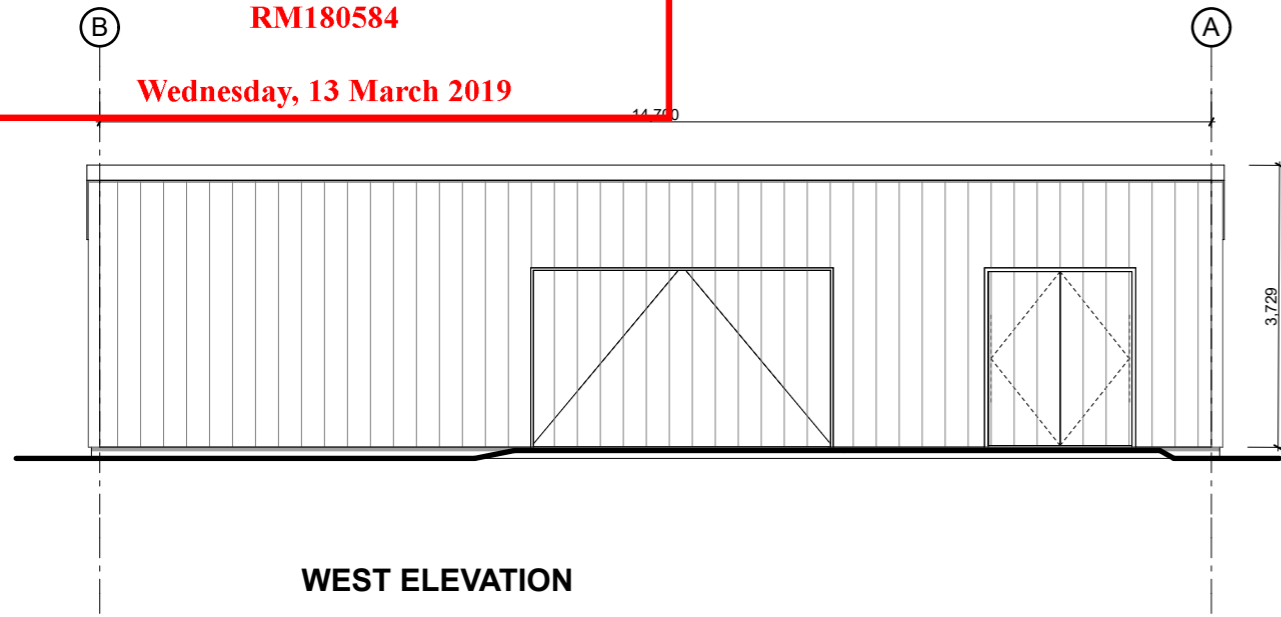
Drawing No. Job No.: **2294**

RC12-01 Revision: **A**


QUEENSTOWN LAKES DISTRICT COUNCIL

APPROVED PLAN:
RM180584

Wednesday, 13 March 2019



Metal Cladding & Roofing
Powdercoat profiled metal cladding with vertical tray & seam upstand



Disclaimer: All information and views expressed on this page are provided subject to the "Document and Services Disclaimer" at the end of this drawing set.

General Notes: All dimensions to be checked on site. Copyright in all drawings, specifications and other documents and in the work executed from them remains the property of Studio of Pacific Architecture Ltd. © Studio of Pacific Architecture Limited 2018

Revisions:
16.04.2018 A for Resource Consent Application

studiopacificarchitecture
 Architects
 Urban Designers
 Interior Designers
 Landscape Architects
 Level 2
 74 Cuba St
 P.O. Box 11-517
 Wellington, NZ
 TEL: 64 4 802 5444
 FAX: 64 4 802 5446
 www.studiopacific.co.nz
 architects@studiopacific.co.nz

WATERFALL PARK HOTEL
 Waterfall Park Developments Ltd
 at
 Waterfall Park, Arrowtown

FOR RESOURCE CONSENT

Building A2 - Elevations
 Scale: 1:100 Orig. Size: A3
 Drawing No. Job No.: **2294**
RC12-02 Revision: **A**

QUEENSTOWN LAKES DISTRICT COUNCIL

APPROVED PLAN:
RM180584

Wednesday, 13 March 2019



INDICATIVE LANDSCAPING ONLY
Refer R+M Documentation

SCALE 1:250 @ A3
0 2 4 6 8 10m

AMENDED APPLICATION 05.07.2018
FOR RESOURCE CONSENT

Disclaimer: All information and views expressed on this page are provided subject to the "Document and Services Disclaimer" at the end of this drawing set.

General Notes: All dimensions to be checked on site. Copyright in all drawings, specifications and other documents and in the work executed from them remains the property of Studio of Pacific Architecture Ltd. © Studio of Pacific Architecture Limited 2018

Revisions:
16.04.2018 A for Resource Consent Application
05.07.2018 B for Revised Resource Consent Application Revision B

BROWN COMPANY PARTNER GROUP

S A STUDIO rough & mine landscape architects

PATERSONPITTS GROUP Surveying • Planning • Engineering

CARRAGEWAY

ENGCO

GEO SOLVE

Origin

Cook Brothers CONSTRUCTION

MARSHALL DAY ARCHITECTS

CONGIOUS

Fluent SOLUTIONS

ECOtago

ryder

WP

WATERFALL PARK

studiopacificarchitecture

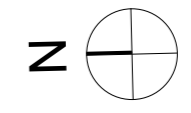
Architects
Urban Designers
Interior Designers
Landscape Architects

Level 2
74 Cuba St
P.O. Box 11-517
Wellington, NZ

TEL: 64 4 802 5444
FAX: 64 4 802 5446
www.studiopacific.co.nz
architects@studiopacific.co.nz

WATERFALL PARK HOTEL
Waterfall Park Developments Ltd

at
Waterfall Park, Arrowtown



Building B - Level 00 (Ground)

Scale: 1:250
Orig. Size: A3

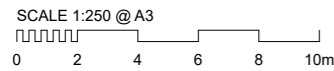
Drawing No. **RC14-01**
Job No.: **2294**
Revision: **B**

Printed: 5/07/18, 3:55 PM CAD Ref: 2294.91 WP_Masterplan_V02

QUEENSTOWN LAKES DISTRICT COUNCIL

**APPROVED PLAN:
RM180584**

Wednesday, 13 March 2019



**AMENDED APPLICATION 05.07.2018
FOR RESOURCE CONSENT**

Disclaimer: All information and views expressed on this page are provided subject to the "Document and Services Disclaimer" at the end of this drawing set.

Revisions:
16.04.2018 A for Resource Consent Application
05.07.2018 B for Revised Resource Consent Application Revision B

BROWN & COMPANY PLANNING GROUP

S A STUDIO rough & mine landscape architects

PATERSONPITTS GROUP Surveying • Planning • Engineering

CARRAGEWAY **ENGCO** **GEO SOLVE** **Origin**

Coak Brothers **MARSHALL DAY** **CONGIOUS** **Fluent SOLUTIONS** **ECOTAGO** **ryder**

WP

WATERFALL PARK

studiopacificarchitecture

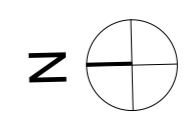
Architects
Urban Designers
Interior Designers
Landscape Architects

Level 2
74 Cuba St
P.O. Box 11-517
Wellington, NZ

TEL: 64 4 802 5444
FAX: 64 4 802 5446
www.studiopacific.co.nz
architects@studiopacific.co.nz

WATERFALL PARK HOTEL
Waterfall Park Developments Ltd

at
Waterfall Park, Arrowtown



Building B - Level 01 & 02

Scale: 1:250 Orig. Size: A3

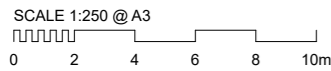
Drawing No. **RC14-02** Job No.: **2294**

Revision: **B**

QUEENSTOWN LAKES DISTRICT COUNCIL

**APPROVED PLAN:
RM180584**

Wednesday, 13 March 2019



**AMENDED APPLICATION 05.07.2018
FOR RESOURCE CONSENT**

Disclaimer: All information and views expressed on this page are provided subject to the "Document and Services Disclaimer" at the end of this drawing set.

Revisions:
16.04.2018 A for Resource Consent Application
05.07.2018 B for Revised Resource Consent Application Revision B

BROWN & COMPANY PLANNING GROUP

S A STUDIO rough & mine landscape architects

PATERSONPITTS GROUP Surveying • Planning • Engineering

CARRAGEWAY

ENGCO ENGINEERING

GEO SOLVE

Origin

Coak Brothers CONSTRUCTION

MARSHALL DAY ACCOUNTS

CONGIOUS

Fluent SOLUTIONS

ECOTAGO

ryder

WP

WATERFALL PARK

studiopacificarchitecture

Architects
Urban Designers
Interior Designers
Landscape Architects

Level 2
74 Cuba St
P.O. Box 11-517
Wellington, NZ

TEL: 64 4 802 5444
FAX: 64 4 802 5446
www.studiopacific.co.nz
architects@studiopacific.co.nz

WATERFALL PARK HOTEL
Waterfall Park Developments Ltd



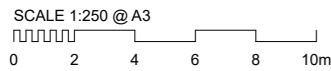
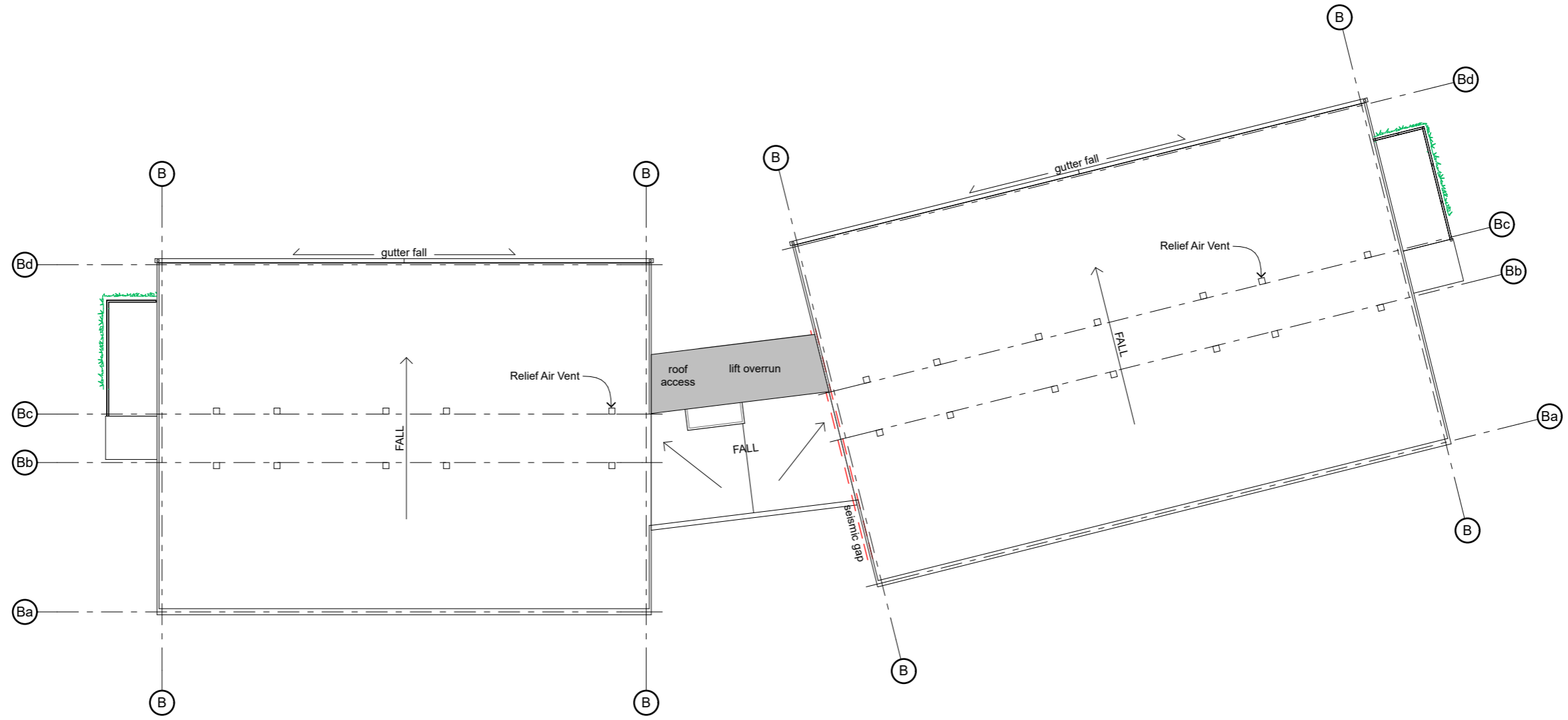
at Waterfall Park, Arrowtown

Building B - Level 03

Scale: 1:250 Orig. Size: A3

Drawing No. Job No.: **2294**

RC14-03 Revision: **B**



AMENDED APPLICATION 05.07.2018
FOR RESOURCE CONSENT

Disclaimer: All information and views expressed on this page are provided subject to the "Document and Services Disclaimer" at the end of this drawing set.

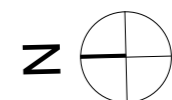
Revisions:
16.04.2018 A for Resource Consent Application
05.07.2018 B for Revised Resource Consent Application Revision B



studiopacificarchitecture
Architects
Urban Designers
Interior Designers
Landscape Architects
Level 2
74 Cuba St
P.O. Box 11-517
Wellington, NZ
TEL: 64 4 802 5444
FAX: 64 4 802 5446
www.studiopacific.co.nz
architects@studiopacific.co.nz

WATERFALL PARK HOTEL
Waterfall Park Developments Ltd

at Waterfall Park, Arrowtown



Building B - Level 04 (Roof)

Scale: 1:250 Orig. Size: A3

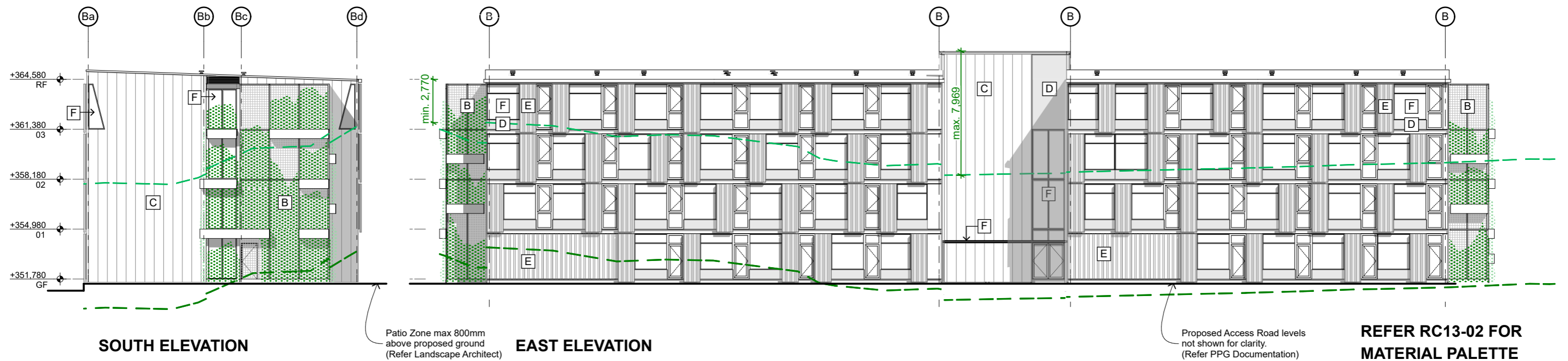
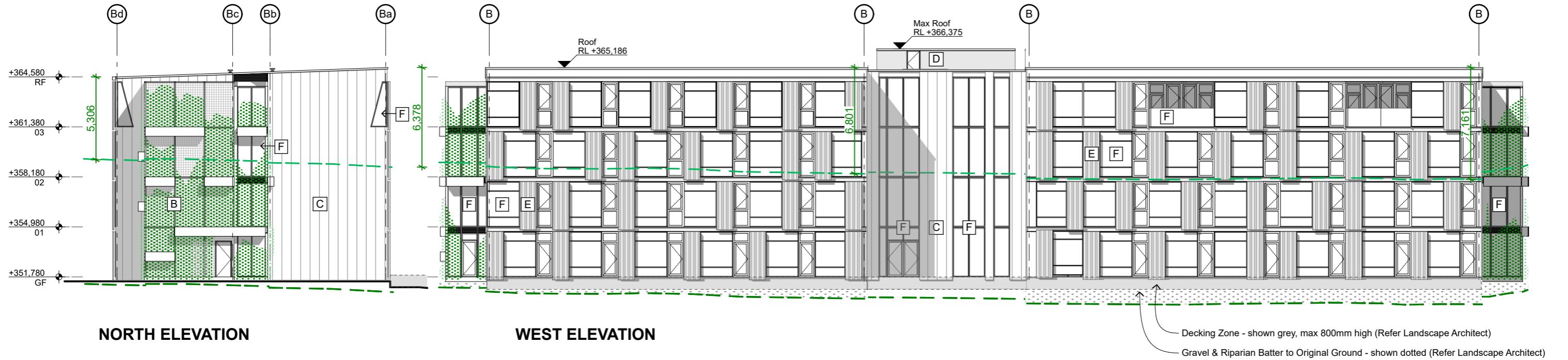
Drawing No. Job No.: 2294

RC14-04 Revision: B

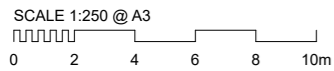
LINETYPE KEY

The height limits detailed in these plans are based upon information available to date. Final detailed building design may result in height variation of +/-300mm.

- 8m Height Plane
- Original Ground Level
- Proposed Ground



REFER RC13-02 FOR MATERIAL PALETTE



Disclaimer: All information and views expressed on this page are provided subject to the "Document and Services Disclaimer" at the end of this drawing set.

General Notes: All dimensions to be checked on site. Copyright in all drawings, specifications and other documents and in the work executed from them remains the property of Studio of Pacific Architecture Ltd. © Studio of Pacific Architecture Limited 2018

Revisions:
16.04.2018 A for Resource Consent Application
05.07.2018 B for Revised Resource Consent Application Revision B

BROWN COMPANY S A STUDIO rough & mine landscape architects

PATERSONPITTS GROUP CARBONWAY ENGCO GEOSOLVE Origin

Coak Brothers MARSHALL DAY COSGROVES Fluent SOLUTIONS ECoTago ryder

studiopacificarchitecture

Architects
Urban Designers
Interior Designers
Landscape Architects

WATERFALL PARK

Level 2
74 Cuba St
P.O. Box 11-517
Wellington, NZ

TEL: 64 4 802 5444
FAX: 64 4 802 5446
www.studiopacific.co.nz
architects@studiopacific.co.nz

WATERFALL PARK HOTEL
Waterfall Park Developments Ltd

at Waterfall Park, Arrowtown

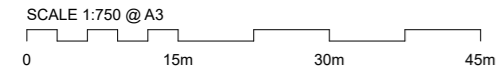
**AMENDED APPLICATION 05.07.2018
FOR RESOURCE CONSENT**

Building B - Elevations

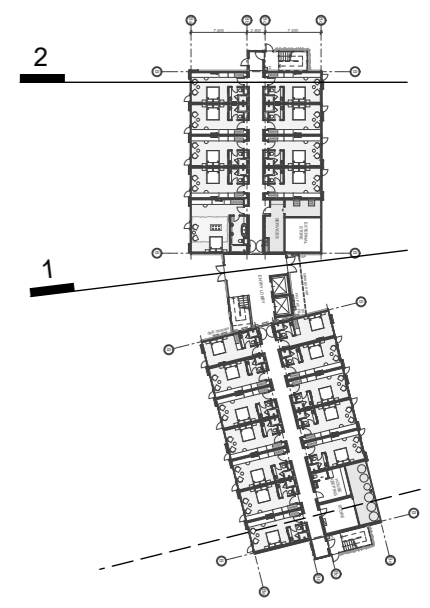

Scale: 1:250 Orig. Size: A3

Drawing No. Job No.: **2294**

RC14-05 Revision: **B**



1/ BUILDING B - VALLEY LOCATION SECTION



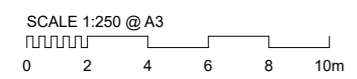
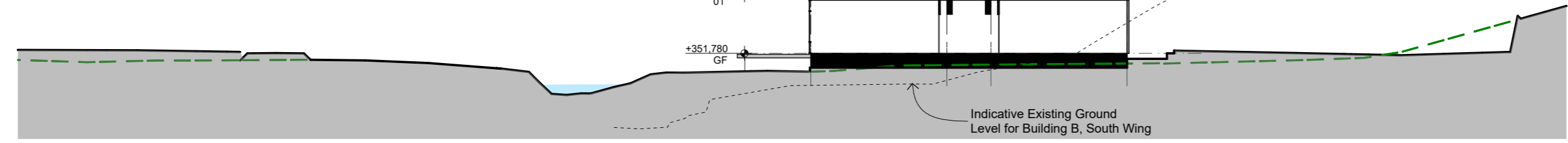
- LINETYPE KEY**
- 8m Height Plane
 - Original Ground Level
 - Proposed Ground

The height limits detailed in these plans are based upon information available to date. Final detailed building design may result in height variation of +/-300mm.

AMENDED APPLICATION 05.07.2018
FOR RESOURCE CONSENT

Building B - Sections
Scale: 1:750, 1:250 Orig. Size: A3
Drawing No. Job No.: **2294**
RC14-06 Revision: **B**

2/ BUILDING B - NORTH WING SECTION



Disclaimer: All information and views expressed on this page are provided subject to the "Document and Services Disclaimer" at the end of this drawing set.

General Notes: All dimensions to be checked on site. Copyright in all drawings, specifications and other documents and in the work executed from them remains the property of Studio of Pacific Architecture Ltd. © Studio of Pacific Architecture Limited 2018

Revisions:
16.04.2018 A for Resource Consent Application
05.07.2018 B for Revised Resource Consent Application Revision B

BROWN & COMPANY CONSULTANTS GROUP
S A STUDIO rough & mine landscape architects

PATERSONPITTS GROUP Surveying • Planning • Engineering
CARRAGEWAY
ENGCO Engineering
GEO SOLVE
Origin

Coak Brothers CONSTRUCTION
MARSHALL DAY Architects
CONGIOUS
Fluent SOLUTIONS
ECOTAGO
ryder

studiopacificarchitecture
Architects
Urban Designers
Interior Designers
Landscape Architects

Level 2
74 Cuba St
P.O. Box 11-517
Wellington, NZ

TEL: 64 4 802 5444
FAX: 64 4 802 5446
www.studiopacific.co.nz
architects@studiopacific.co.nz

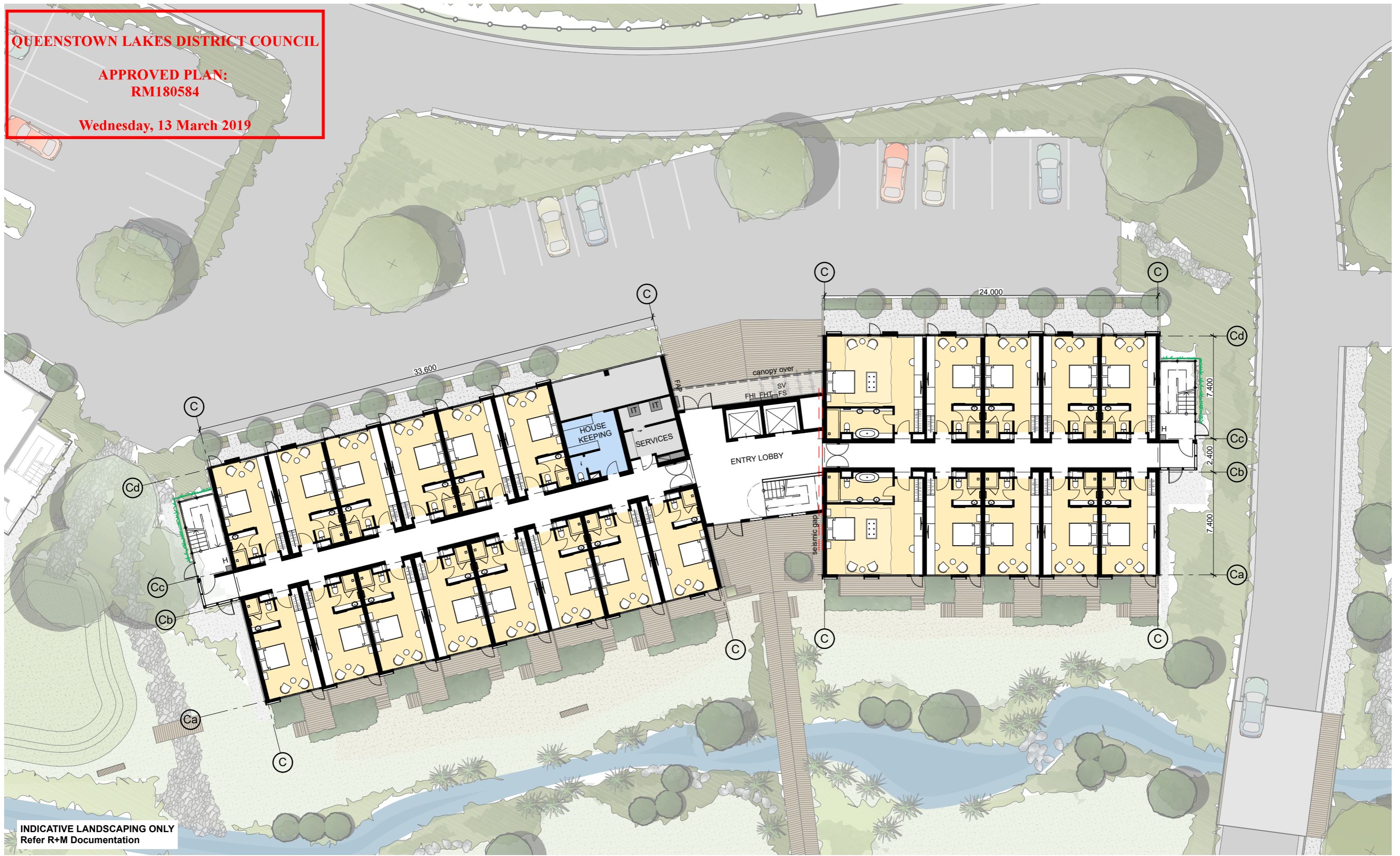
WATERFALL PARK HOTEL
Waterfall Park Developments Ltd

at Waterfall Park, Arrowtown

QUEENSTOWN LAKES DISTRICT COUNCIL

APPROVED PLAN:
RM180584

Wednesday, 13 March 2019



INDICATIVE LANDSCAPING ONLY
Refer R+M Documentation

SCALE 1:250 @ A3
0 2 4 6 8 10m

AMENDED APPLICATION 05.07.2018
FOR RESOURCE CONSENT

Disclaimer: All information and views expressed on this page are provided subject to the "Document and Services Disclaimer" at the end of this drawing set.

Revisions:
16.04.2018 A for Resource Consent Application
05.07.2018 B for Revised Resource Consent Application Revision B

BROWN & COMPANY PLANNING GROUP

S A STUDIO rough & mine landscape architects

PATERSONPITTS GROUP Surveying • Planning • Engineering

CARRAGEWAY **ENGCO** **GEO SOLVE** **Origin**

Crak Brothers **MARSHALL DAY** **CONSTRUCTION** **CONSTRUCTORS** **Fluent SOLUTIONS** **ECOtago** **ryder**

WP

WATERFALL PARK

studiopacificarchitecture

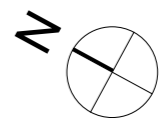
Architects
Urban Designers
Interior Designers
Landscape Architects

Level 2
74 Cuba St
P.O. Box 11-517
Wellington, NZ

TEL: 64 4 802 5444
FAX: 64 4 802 5446
www.studiopacific.co.nz
architects@studiopacific.co.nz

WATERFALL PARK HOTEL
Waterfall Park Developments Ltd

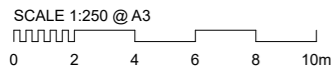
at
Waterfall Park, Arrowtown



Building C - Level 00 (Ground)

Scale: 1:250 Orig. Size: A3
Drawing No. Job No.: **2294**
RC15-01 Revision: **B**

Printed: 5/07/18, 3:55 PM CAD Ref: 2294.91 WP_Masterplan_V02



AMENDED APPLICATION 05.07.2018
FOR RESOURCE CONSENT

Disclaimer: All information and views expressed on this page are provided subject to the "Document and Services Disclaimer" at the end of this drawing set.

Revisions:
16.04.2018 A for Resource Consent Application
05.07.2018 B for Revised Resource Consent Application Revision B

BROWN & COMPANY PLANNING GROUP

S A STUDIO rough & mine landscape architects

PATERSONPITTS GROUP Surveying • Planning • Engineering

CARRAGEWAY

ENGCO Engineering

GEO SOLVE

Origin

Coak Brothers CONSTRUCTION

MARSHALL DAY Architects

CONGIOUS

Fluent SOLUTIONS

ECOTAGO

ryder

WP

WATERFALL PARK

studiopacificarchitecture

Architects
Urban Designers
Interior Designers
Landscape Architects

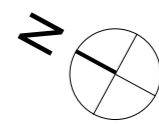
Level 2
74 Cuba St
P.O. Box 11-517
Wellington, NZ

TEL: 64 4 802 5444
FAX: 64 4 802 5446
www.studiopacific.co.nz
architects@studiopacific.co.nz

WATERFALL PARK HOTEL

Waterfall Park Developments Ltd

at Waterfall Park, Arrowtown



Building C - Level 01 & 02

Scale: 1:250 Orig. Size: A3

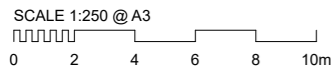
Drawing No. **RC15-02** Job No.: **2294**

Revision: **B**

QUEENSTOWN LAKES DISTRICT COUNCIL

**APPROVED PLAN:
RM180584**

Wednesday, 13 March 2019



**AMENDED APPLICATION 05.07.2018
FOR RESOURCE CONSENT**

Disclaimer: All information and views expressed on this page are provided subject to the "Document and Services Disclaimer" at the end of this drawing set.

Revisions:
16.04.2018 A for Resource Consent Application
05.07.2018 B for Revised Resource Consent Application Revision B

BROWN & COMPANY PLANNING GROUP **S A STUDIO** rough & mine landscape architects

PATERSONPITTS GROUP Surveying • Planning • Engineering **CARRAGEWAY** **ENGCO** **GEO SOLVE** **Origin**

Coak Brothers CONSTRUCTION **MARSHALL DAY** Architects **CONGIOUS** **Fluent SOLUTIONS** **ECOTAGO** **ryder**

WP
WATERFALL PARK

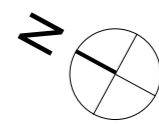
studiopacificarchitecture
Architects
Urban Designers
Interior Designers
Landscape Architects

Level 2
74 Cuba St
P.O. Box 11-517
Wellington, NZ

TEL: 64 4 802 5444
FAX: 64 4 802 5446
www.studiopacific.co.nz
architects@studiopacific.co.nz

WATERFALL PARK HOTEL
Waterfall Park Developments Ltd

at
Waterfall Park, Arrowtown

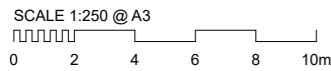
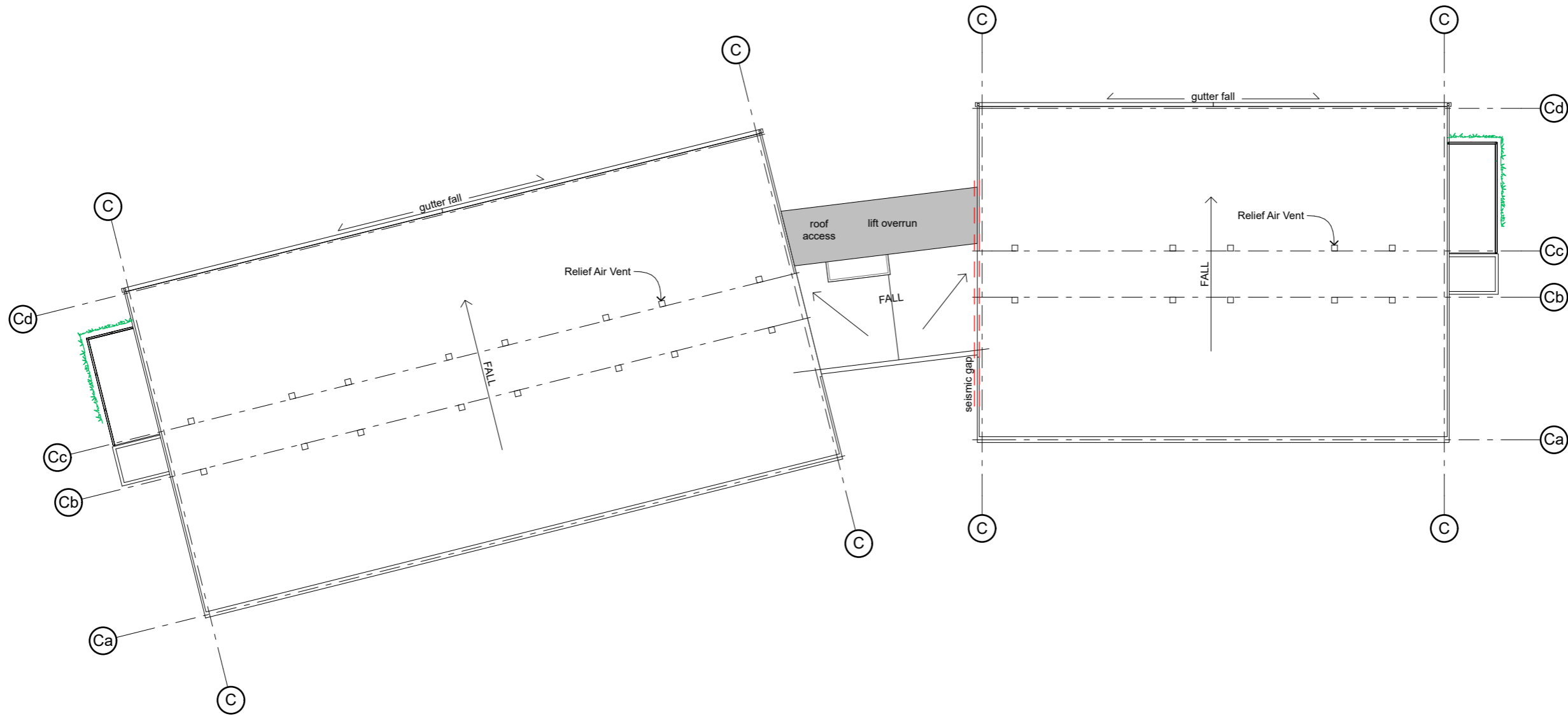


Building C - Level 03

Scale: 1:250 Orig. Size: A3

Drawing No. Job No.: **2294**

RC15-03 Revision: **B**



AMENDED APPLICATION 05.07.2018
FOR RESOURCE CONSENT

Disclaimer: All information and views expressed on this page are provided subject to the "Document and Services Disclaimer" at the end of this drawing set.

Revisions:
16.04.2018 A for Resource Consent Application
05.07.2018 B for Revised Resource Consent Application Revision B

BROWN COMPANY S A STUDIO rough & mine landscape architects

PATERSONPITTS GROUP CARTRIDGEWAY ENGCO GEOSOLVE Origin

Coak Brothers MARSHALL DAY ARCHITECTS CONROGUES Fluent SOLUTIONS ECoTago ryder

WP WATERFALL PARK

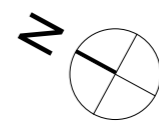
studiopacificarchitecture
Architects
Urban Designers
Interior Designers
Landscape Architects

Level 2
74 Cuba St
P.O. Box 11-517
Wellington, NZ

TEL: 64 4 802 5444
FAX: 64 4 802 5446
www.studiopacific.co.nz
architects@studiopacific.co.nz

WATERFALL PARK HOTEL
Waterfall Park Developments Ltd

at Waterfall Park, Arrowtown



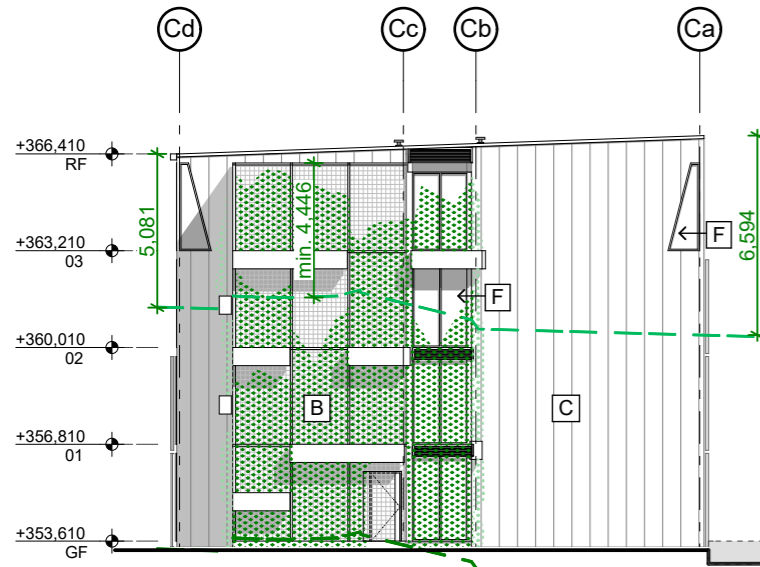
Building C - Level 04 (Roof)

Scale: 1:250 Orig. Size: A3
Drawing No. Job No.: 2294
RC15-04 Revision: B

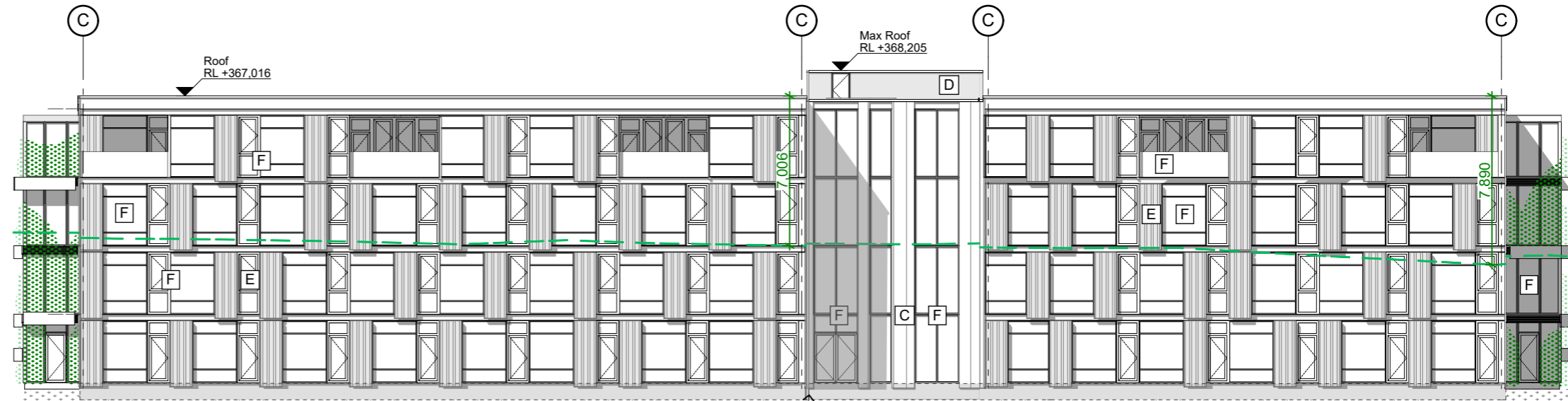
LINETYPE KEY

The height limits detailed in these plans are based upon information available to date. Final detailed building design may result in height variation of +/-300mm.

- 8m Height Plane
- Original Ground Level
- Proposed Ground

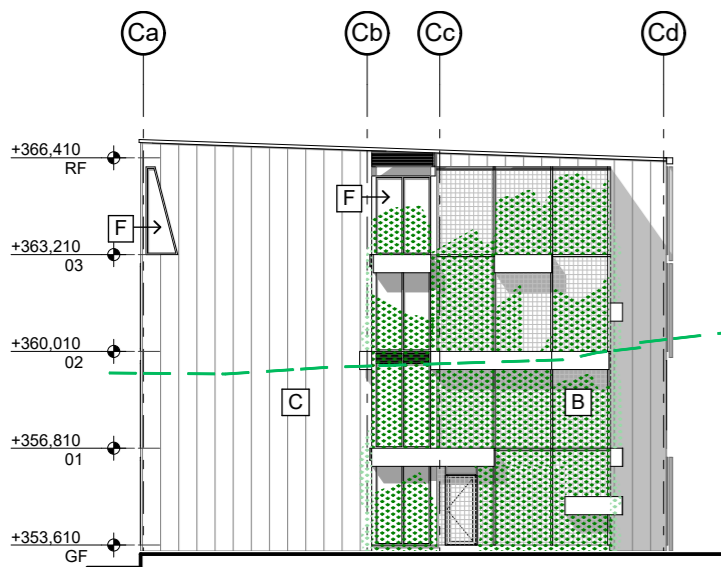


NORTH ELEVATION

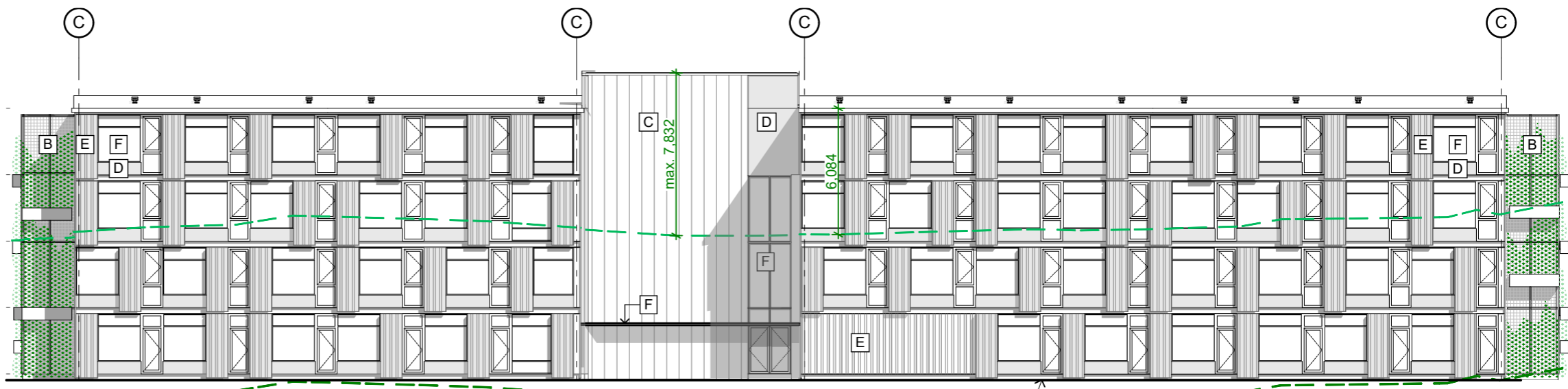


WEST ELEVATION

Decking Zone - shown grey, max 800mm high (Refer Landscape Architect)
Gravel & Riparian Batter to Original Ground - shown dotted (Refer Landscape Architect)



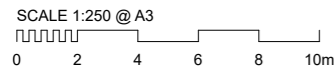
SOUTH ELEVATION



EAST ELEVATION

Proposed Access Road levels not shown for clarity. (Refer PPG Documentation)

REFER RC13-02 FOR MATERIAL PALETTE



Disclaimer: All information and views expressed on this page are provided subject to the "Document and Services Disclaimer" at the end of this drawing set.

Revisions:
16.04.2018 A for Resource Consent Application
05.07.2018 B for Revised Resource Consent Application Revision B

General Notes: All dimensions to be checked on site. Copyright in all drawings, specifications and other documents and in the work executed from them remains the property of Studio of Pacific Architecture Ltd. © Studio of Pacific Architecture Limited 2018

BROWN COMPANY S A STUDIO rough & mine landscape architects
PATERSONPITTS GROUP CARTRIDGEWAY ENGCO GeoSolve Origin
Oak Brothers MARSHALL DAY congrobes fluent SOLUTIONS ECoTago ryder

studiopacificarchitecture
Architects
Urban Designers
Interior Designers
Landscape Architects
WATERFALL PARK
Level 2
74 Cuba St
P.O. Box 11-517
Wellington, NZ
TEL: 64 4 802 5444
FAX: 64 4 802 5446
www.studiopacific.co.nz
architects@studiopacific.co.nz

WATERFALL PARK HOTEL
Waterfall Park Developments Ltd

at Waterfall Park, Arrowtown

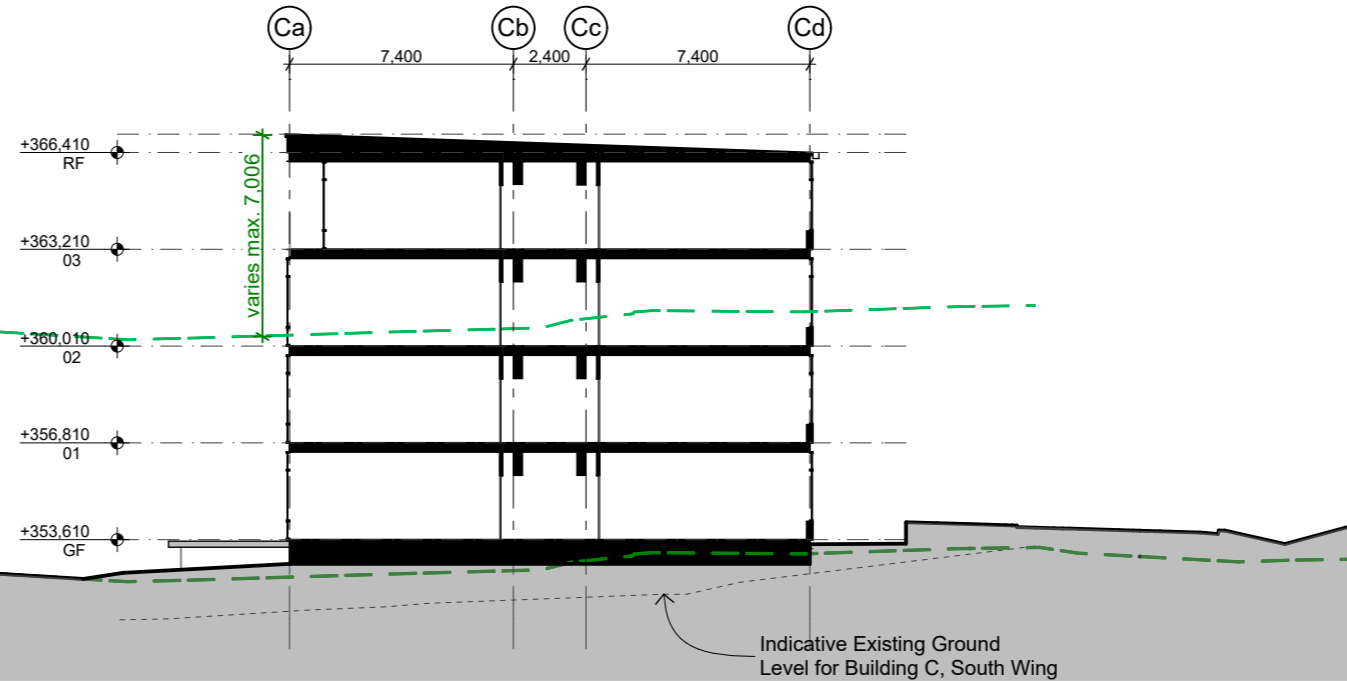
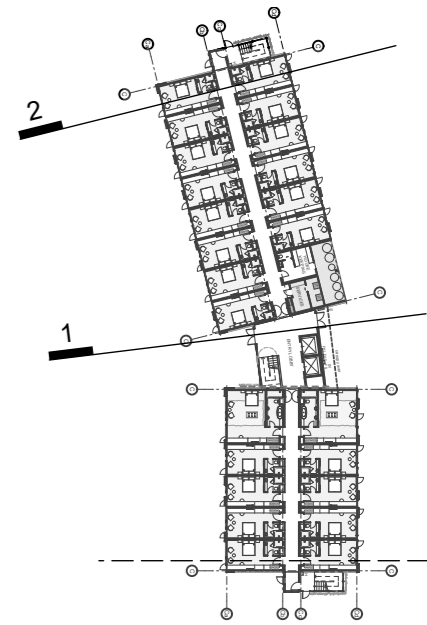
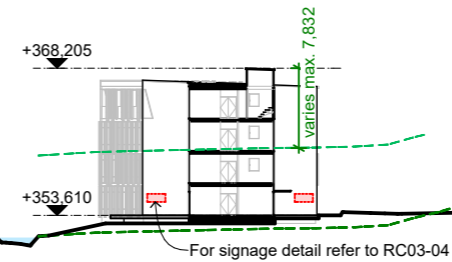
AMENDED APPLICATION 05.07.2018 FOR RESOURCE CONSENT

Building C - Elevations

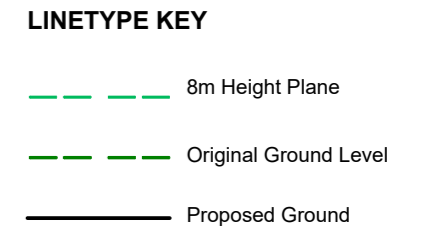
Scale: 1:250 Orig. Size: A3
Drawing No. Job No.: **2294**
RC15-05 Revision: **B**



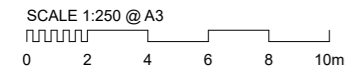
1/ BUILDING C - VALLEY LOCATION SECTION



2/ BUILDING C - NORTH WING SECTION



The height limits detailed in these plans are based upon information available to date. Final detailed building design may result in height variation of +/-300mm.



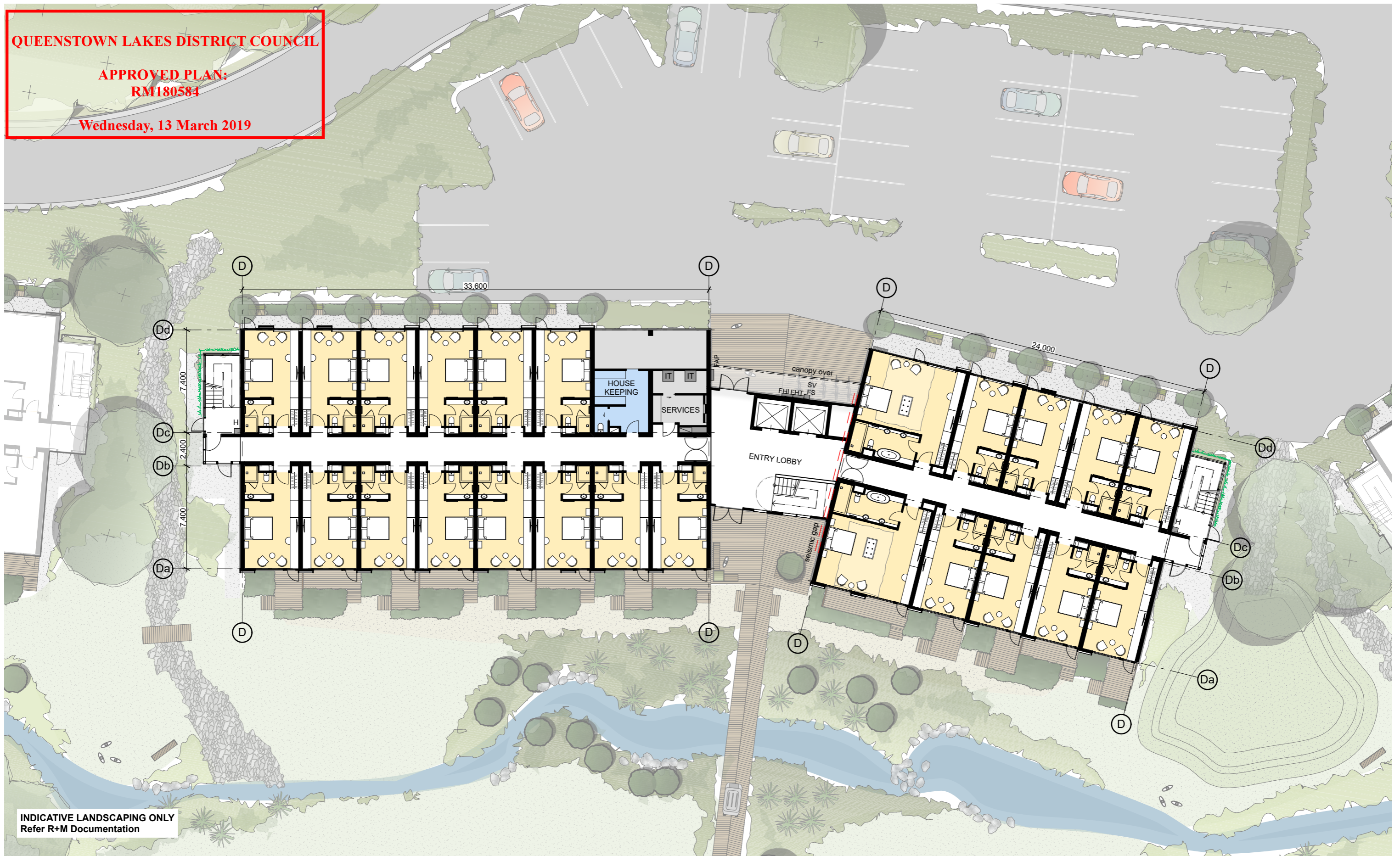
**AMENDED APPLICATION 05.07.2018
FOR RESOURCE CONSENT**

<p>Disclaimer: All information and views expressed on this page are provided subject to the "Document and Services Disclaimer" at the end of this drawing set.</p> <p>General Notes: All dimensions to be checked on site. Copyright in all drawings, specifications and other documents and in the work executed from them remains the property of Studio of Pacific Architecture Ltd. © Studio of Pacific Architecture Limited 2018</p>	<p>Revisions: 16.04.2018 A for Resource Consent Application 05.07.2018 B for Revised Resource Consent Application Revision B</p>	<p>BROWN & COMPANY PLANNING GROUP S A STUDIO rough & mine landscape architects</p> <p>PATERSONPITTS GROUP Surveying • Planning • Engineering CARRAGEWAY ENGCO GEO SOLVE Origin</p> <p>Coak Brothers MARSHALL DAY congruous Fluent SOLUTIONS ECotago ryder</p>	<p>studiopacificarchitecture Architects Urban Designers Interior Designers Landscape Architects</p> <p>Level 2 74 Cuba St P.O. Box 11-517 Wellington, NZ</p> <p>TEL: 64 4 802 5444 FAX: 64 4 802 5446 www.studiopacific.co.nz architects@studiopacific.co.nz</p>	<p>WATERFALL PARK HOTEL Waterfall Park Developments Ltd</p> <p>at Waterfall Park, Arrowtown</p>	<p>Building C - Sections</p> <p>Scale: 1:750, 1:250 Orig. Size: A3 Drawing No. Job No.: 2294 RC15-06 Revision: B</p>
---	---	---	--	--	--

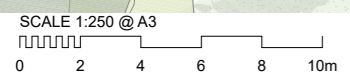
QUEENSTOWN LAKES DISTRICT COUNCIL

APPROVED PLAN:
RM180584

Wednesday, 13 March 2019



INDICATIVE LANDSCAPING ONLY
Refer R+M Documentation



AMENDED APPLICATION 05.07.2018
FOR RESOURCE CONSENT

Disclaimer: All information and views expressed on this page are provided subject to the "Document and Services Disclaimer" at the end of this drawing set.

General Notes: All dimensions to be checked on site. Copyright in all drawings, specifications and other documents and in the work executed from them remains the property of Studio of Pacific Architecture Ltd. © Studio of Pacific Architecture Limited 2018

Revisions:
16.04.2018 A for Resource Consent Application
05.07.2018 B for Revised Resource Consent Application Revision B

BROWN COMPANY PLANNING GROUP

S A STUDIO rough & mine landscape architects

PATERSONPITTS GROUP Surveying • Planning • Engineering

CARRAGEWAY

ENGCO

GEO SOLVE

Origin

Cook Brothers CONSTRUCTION

MARSHALL DAY ARCHITECTS

CONGRUOUS

Fluent SOLUTIONS

ECOtago

ryder

WP

WATERFALL PARK

studiopacificarchitecture

Architects
Urban Designers
Interior Designers
Landscape Architects

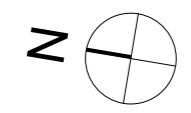
Level 2
74 Cuba St
P.O. Box 11-517
Wellington, NZ

TEL: 64 4 802 5444
FAX: 64 4 802 5446
www.studiopacific.co.nz
architects@studiopacific.co.nz

WATERFALL PARK HOTEL

Waterfall Park Developments Ltd

at Waterfall Park, Arrowtown

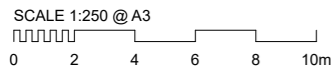


Building D - Level 00 (Ground)

Scale: 1:250 Orig. Size: A3

Drawing No. Job No.: **2294**

RC16-01 Revision: **B**



Disclaimer: All information and views expressed on this page are provided subject to the "Document and Services Disclaimer" at the end of this drawing set.

General Notes: All dimensions to be checked on site. Copyright in all drawings, specifications and other documents and in the work executed from them remains the property of Studio of Pacific Architecture Ltd. © Studio of Pacific Architecture Limited 2018

Revisions:
16.04.2018 A for Resource Consent Application
05.07.2018 B for Revised Resource Consent Application Revision B

BROWN COMPANY S A STUDIO rough & mine landscape architects

PATERSONPITTS GROUP CARBONWAY ENGCO GEOSOLVE Origin

Coak Brothers MARSHALL DAY ARCHITECTS CONGIOUS FLUENT SOLUTIONS ECOTAGO RYDER

WP WATERFALL PARK

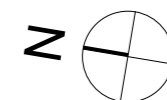
studiopacificarchitecture
Architects
Urban Designers
Interior Designers
Landscape Architects

Level 2
74 Cuba St
P.O. Box 11-517
Wellington, NZ

TEL: 64 4 802 5444
FAX: 64 4 802 5446
www.studiopacific.co.nz
architects@studiopacific.co.nz

WATERFALL PARK HOTEL
Waterfall Park Developments Ltd

at Waterfall Park, Arrowtown



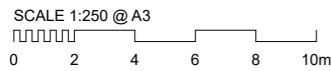
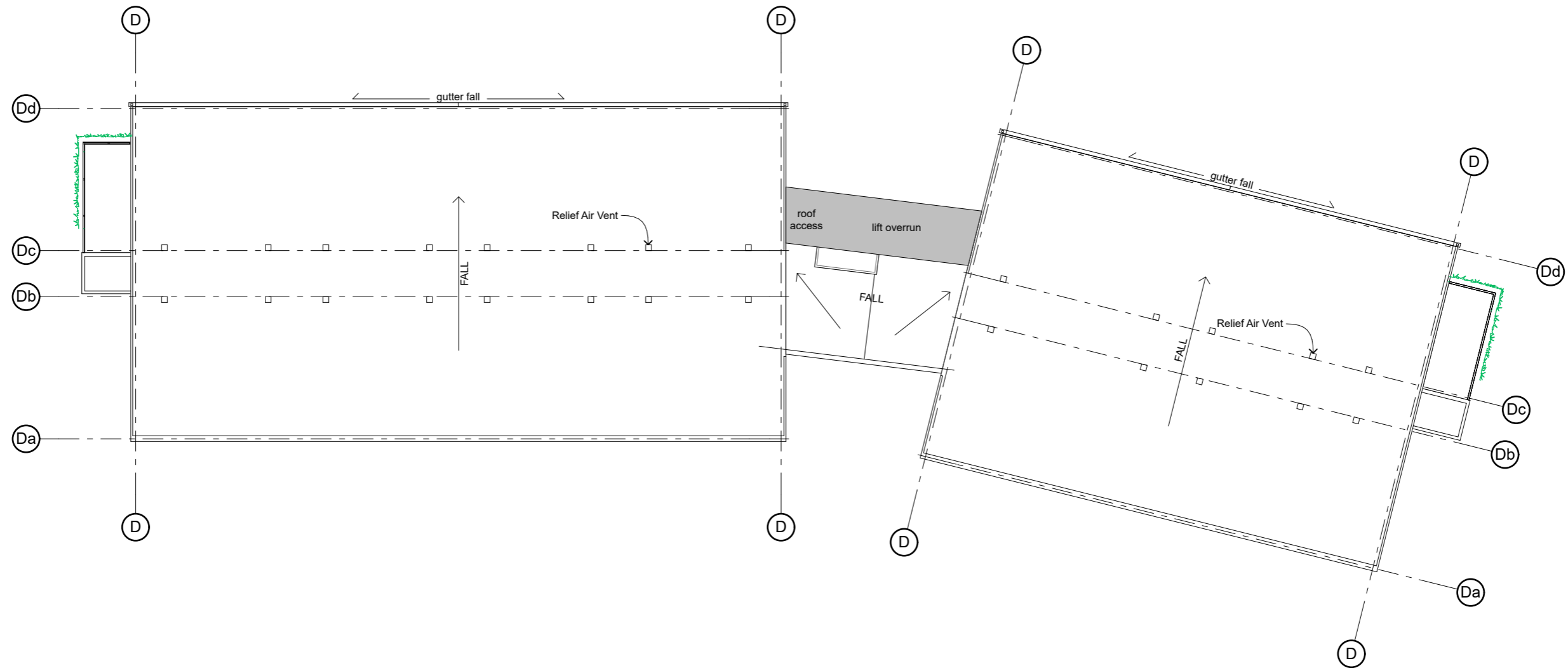
AMENDED APPLICATION 05.07.2018
FOR RESOURCE CONSENT

Building D - Levels 01, 02 & 03

Scale: 1:250 Orig. Size: A3

Drawing No. Job No.: 2294

RC16-02 Revision: B



AMENDED APPLICATION 05.07.2018
FOR RESOURCE CONSENT

Disclaimer: All information and views expressed on this page are provided subject to the "Document and Services Disclaimer" at the end of this drawing set.

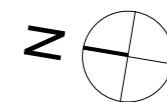
Revisions:
16.04.2018 A for Resource Consent Application
05.07.2018 B for Revised Resource Consent Application Revision B



studiopacificarchitecture
Architects
Urban Designers
Interior Designers
Landscape Architects
Level 2
74 Cuba St
P.O. Box 11-517
Wellington, NZ
TEL: 64 4 802 5444
FAX: 64 4 802 5446
www.studiopacific.co.nz
architects@studiopacific.co.nz

WATERFALL PARK HOTEL
Waterfall Park Developments Ltd

at
Waterfall Park, Arrowtown



Building D - Level 04 (Roof)

Scale: 1:250 Orig. Size: A3

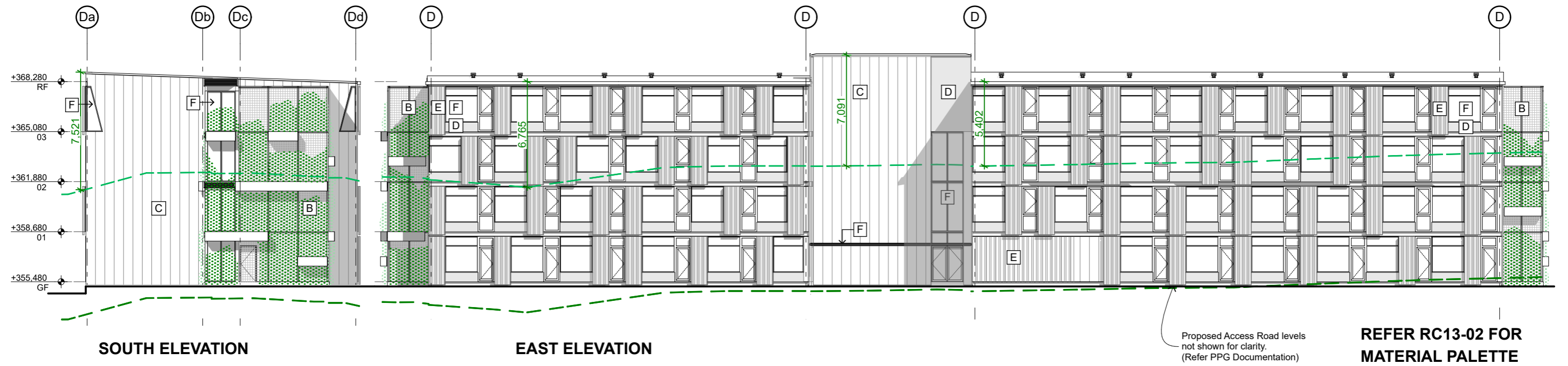
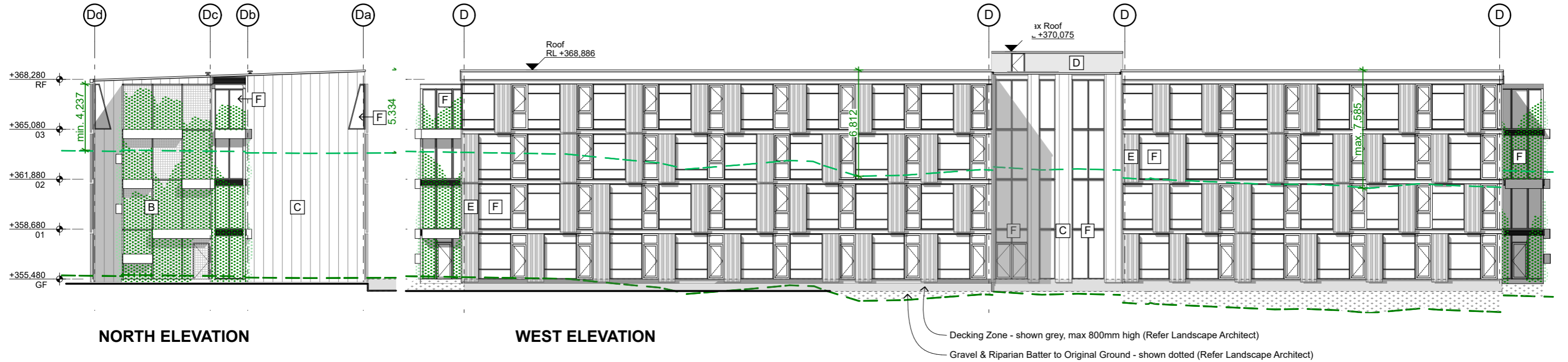
Drawing No. Job No.: 2294

RC16-03 Revision: B

LINETYPE KEY

The height limits detailed in these plans are based upon information available to date. Final detailed building design may result in height variation of +/-300mm.

- 8m Height Plane
- Original Ground Level
- Proposed Ground



Disclaimer: All information and views expressed on this page are provided subject to the "Document and Services Disclaimer" at the end of this drawing set.

General Notes: All dimensions to be checked on site. Copyright in all drawings, specifications and other documents and in the work executed from them remains the property of Studio of Pacific Architecture Ltd. © Studio of Pacific Architecture Limited 2018

Revisions:
16.04.2018 A for Resource Consent Application
05.07.2018 B for Revised Resource Consent Application Revision B

BROWN COMPANY S A STUDIO rough & mine landscape architects

PATERSONPITTS GROUP CARADAGEWAY ENGCO GEOSOLVE Origin

Oak Brothers MARSHALL DAY congrobes fluent SOLUTIONS ECoTago ryder

studiopacificarchitecture
Architects
Urban Designers
Interior Designers
Landscape Architects

WATERFALL PARK

Level 2
74 Cuba St
P.O. Box 11-517
Wellington, NZ

TEL: 64 4 802 5444
FAX: 64 4 802 5446
www.studiopacific.co.nz
architects@studiopacific.co.nz

WATERFALL PARK HOTEL
Waterfall Park Developments Ltd

at Waterfall Park, Arrowtown

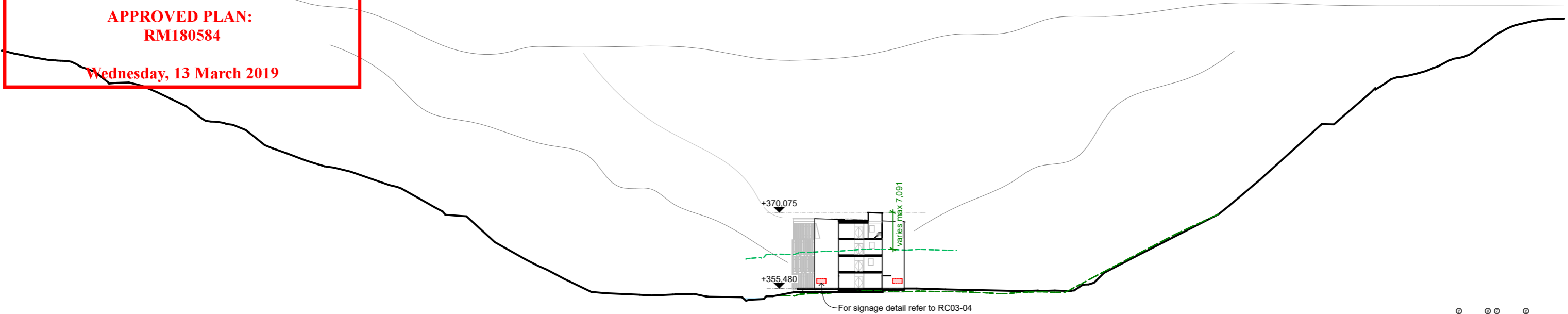
REFER RC13-02 FOR MATERIAL PALETTE

AMENDED APPLICATION 05.07.2018 FOR RESOURCE CONSENT

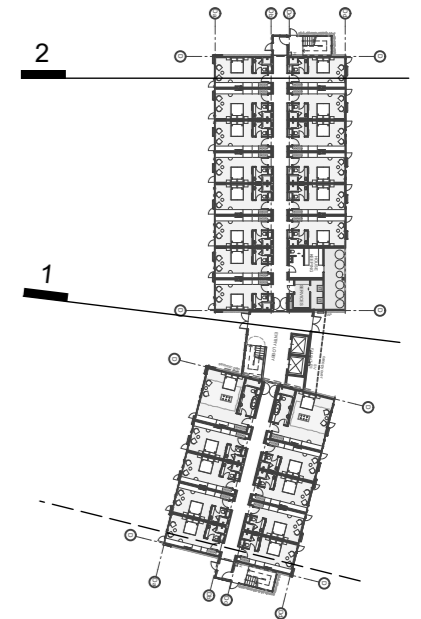
Building D - Elevations

Scale: 1:250 Orig. Size: A3
Drawing No. Job No.: **2294**
RC16-04 Revision: **B**

Printed: 5/07/18, 3:56 PM CAD Ref: 2294.91 WP_Masterplan_V02



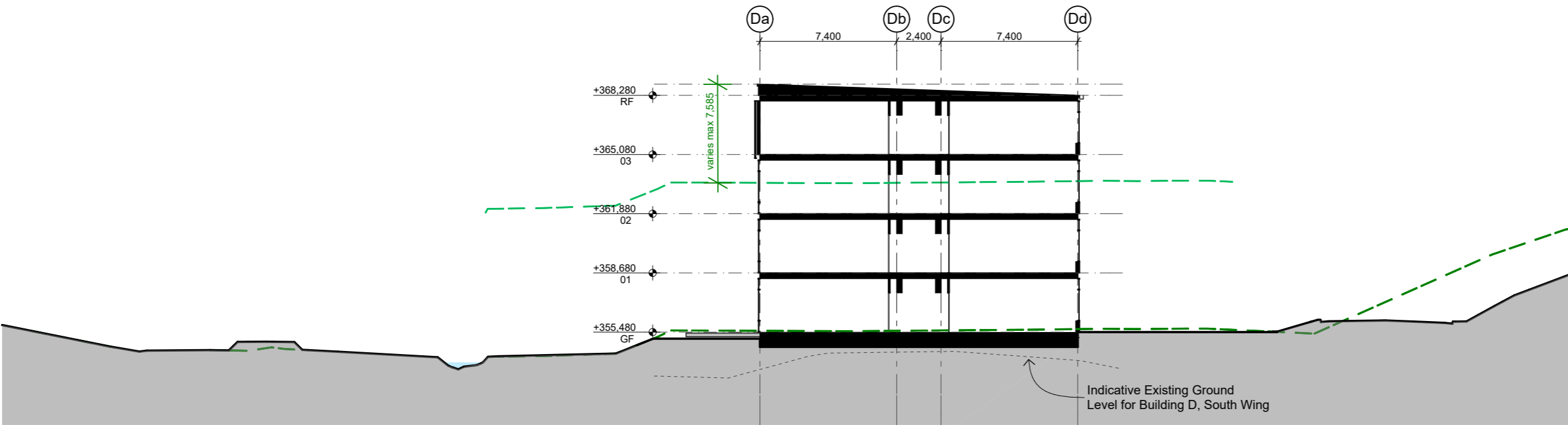
1/ BUILDING D - VALLEY LOCATION SECTION



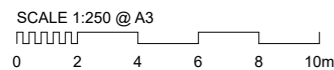
LINETYPE KEY

- 8m Height Plane
- Original Ground Level
- Proposed Ground

The height limits detailed in these plans are based upon information available to date. Final detailed building design may result in height variation of +/-300mm.



2/ BUILDING D - NORTH WING SECTION



AMENDED APPLICATION 05.07.2018
FOR RESOURCE CONSENT

Disclaimer: All information and views expressed on this page are provided subject to the "Document and Services Disclaimer" at the end of this drawing set.

General Notes: All dimensions to be checked on site. Copyright in all drawings, specifications and other documents and in the work executed from them remains the property of Studio of Pacific Architecture Ltd. © Studio of Pacific Architecture Limited 2018

Revisions:
16.04.2018 A for Resource Consent Application
05.07.2018 B for Revised Resource Consent Application Revision B

BROWN & COMPANY PLANNING GROUP

S A STUDIO rough & mine landscape architects

PATERSONPITTS GROUP Surveying • Planning • Engineering

CARRAGEWAY

ENGCO

GEO SOLVE

Origin

Coak Brothers CONSTRUCTION

MARSHALL DAY ARCHITECTS

CONGIOUS

Fluent SOLUTIONS

ECOTAGO

ryder

studiopacificarchitecture

Architects
Urban Designers
Interior Designers
Landscape Architects

Level 2
74 Cuba St
P.O. Box 11-517
Wellington, NZ

TEL: 64 4 802 5444
FAX: 64 4 802 5446
www.studiopacific.co.nz
architects@studiopacific.co.nz

WATERFALL PARK HOTEL
Waterfall Park Developments Ltd

at Waterfall Park, Arrowtown

Building D - Sections

Scale: 1:750, 1:250 Orig. Size: A3

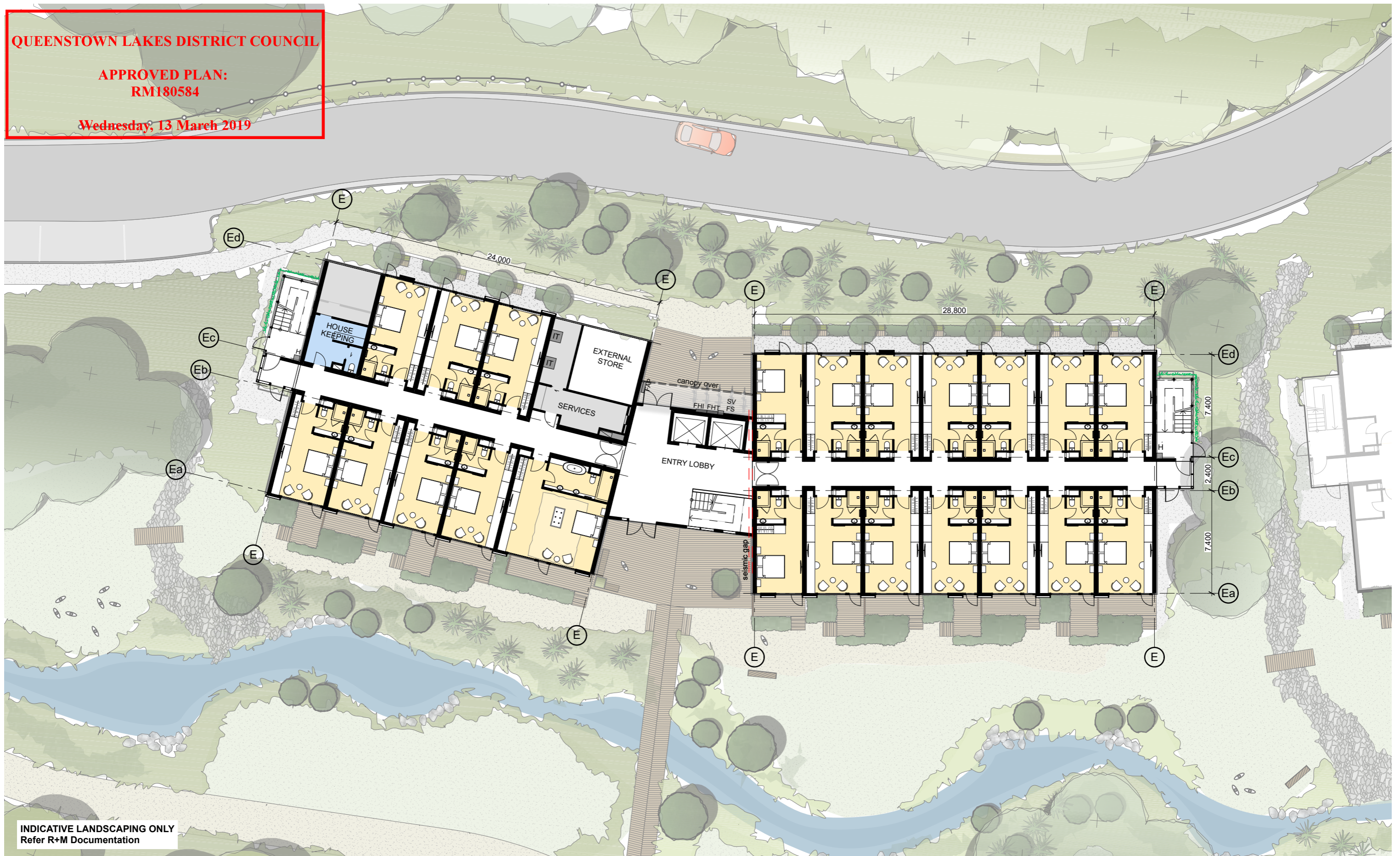
Drawing No. Job No.: **2294**

RC16-05 Revision: **B**

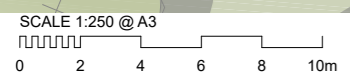
QUEENSTOWN LAKES DISTRICT COUNCIL

APPROVED PLAN:
RM180584

Wednesday, 13 March 2019



INDICATIVE LANDSCAPING ONLY
Refer R+M Documentation



AMENDED APPLICATION 05.07.2018
FOR RESOURCE CONSENT

Disclaimer: All information and views expressed on this page are provided subject to the "Document and Services Disclaimer" at the end of this drawing set.

General Notes: All dimensions to be checked on site. Copyright in all drawings, specifications and other documents and in the work executed from them remains the property of Studio of Pacific Architecture Ltd. © Studio of Pacific Architecture Limited 2018

Revisions:
16.04.2018 A for Resource Consent Application
05.07.2018 B for Revised Resource Consent Application Revision B

BROWN COMPANY S A STUDIO rough & mine landscape architects

PATERSONPITTS GROUP CARSLAGEWAY ENGCO GEOSOLVE Origin

Crak Brothers MARSHALL DAY CONGIOUS Fluent ECOTAGO ryder

WP WATERFALL PARK

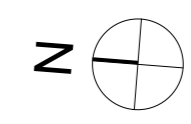
studiopacificarchitecture
Architects
Urban Designers
Interior Designers
Landscape Architects

Level 2
74 Cuba St
P.O. Box 11-517
Wellington, NZ

TEL: 64 4 802 5444
FAX: 64 4 802 5446
www.studiopacific.co.nz
architects@studiopacific.co.nz

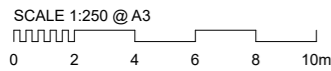
WATERFALL PARK HOTEL
Waterfall Park Developments Ltd

at Waterfall Park, Arrowtown



Building E - Level 00 (Ground)

Scale: 1:250 Orig. Size: A3
Drawing No. Job No.: 2294
RC17-01 Revision: B



AMENDED APPLICATION 05.07.2018
FOR RESOURCE CONSENT

Disclaimer: All information and views expressed on this page are provided subject to the "Document and Services Disclaimer" at the end of this drawing set.

Revisions:
16.04.2018 A for Resource Consent Application
05.07.2018 B for Revised Resource Consent Application Revision B

BROWN & COMPANY PLANNING GROUP

S A STUDIO rough & mine landscape architects

PATERSONPITTS GROUP Surveying • Planning • Engineering

CARRAGEWAY **ENGCO** **GEO SOLVE** **Origin**

Coak Brothers **MARSHALL DAY** **CONGIOUS** **Fluent SOLUTIONS** **ECOTAGO** **ryder**

WP

WATERFALL PARK

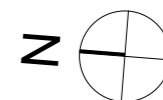
studiopacificarchitecture

Architects
Urban Designers
Interior Designers
Landscape Architects

Level 2
74 Cuba St
P.O. Box 11-517
Wellington, NZ

TEL: 64 4 802 5444
FAX: 64 4 802 5446
www.studiopacific.co.nz
architects@studiopacific.co.nz

WATERFALL PARK HOTEL
Waterfall Park Developments Ltd



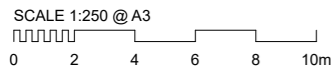
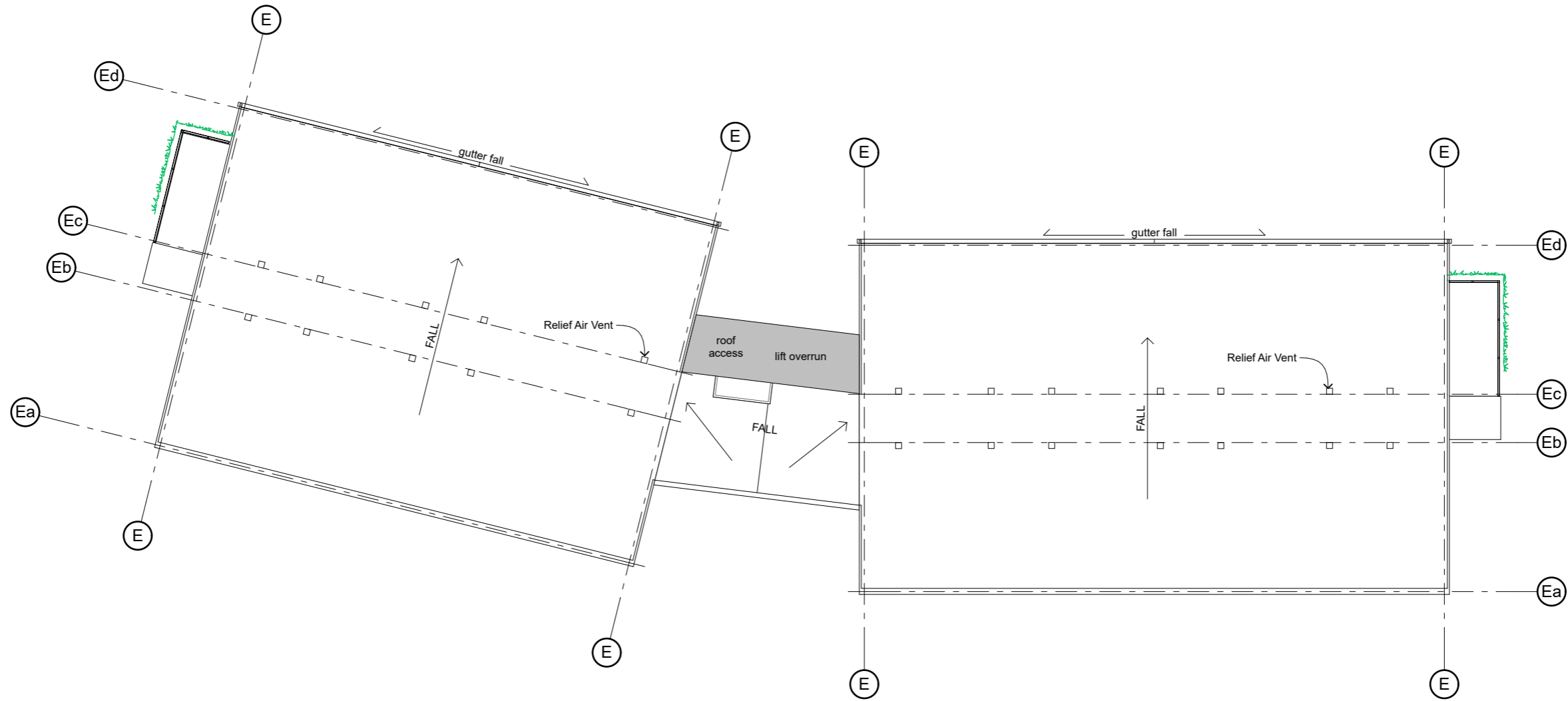
at Waterfall Park, Arrowtown

Building E - Level 03

Scale: 1:250 Orig. Size: A3

Drawing No. Job No.: **2294**

RC17-03 Revision: **B**



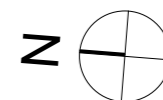
AMENDED APPLICATION 05.07.2018
FOR RESOURCE CONSENT

Disclaimer: All information and views expressed on this page are provided subject to the "Document and Services Disclaimer" at the end of this drawing set.

Revisions:
16.04.2018 A for Resource Consent Application
05.07.2018 B for Revised Resource Consent Application Revision B

studiopacificarchitecture
 Architects
 Urban Designers
 Interior Designers
 Landscape Architects
 Level 2
 74 Cuba St
 P.O. Box 11-517
 Wellington, NZ
 TEL: 64 4 802 5444
 FAX: 64 4 802 5446
 www.studiopacific.co.nz
 architects@studiopacific.co.nz

WATERFALL PARK HOTEL
Waterfall Park Developments Ltd



at Waterfall Park, Arrowtown

Building E - Level 04 (Roof)

Scale: 1:250 Orig. Size: A3

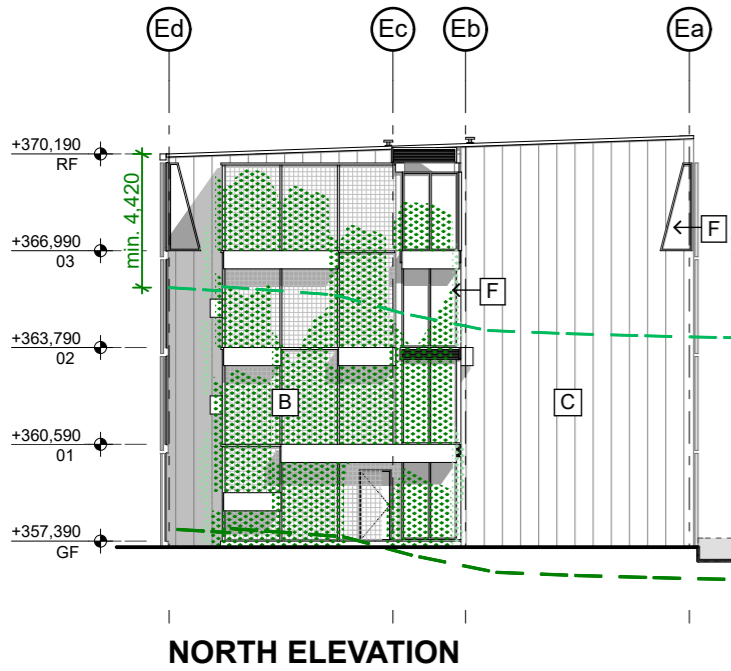
Drawing No. Job No.: **2294**

RC17-04 Revision: **B**

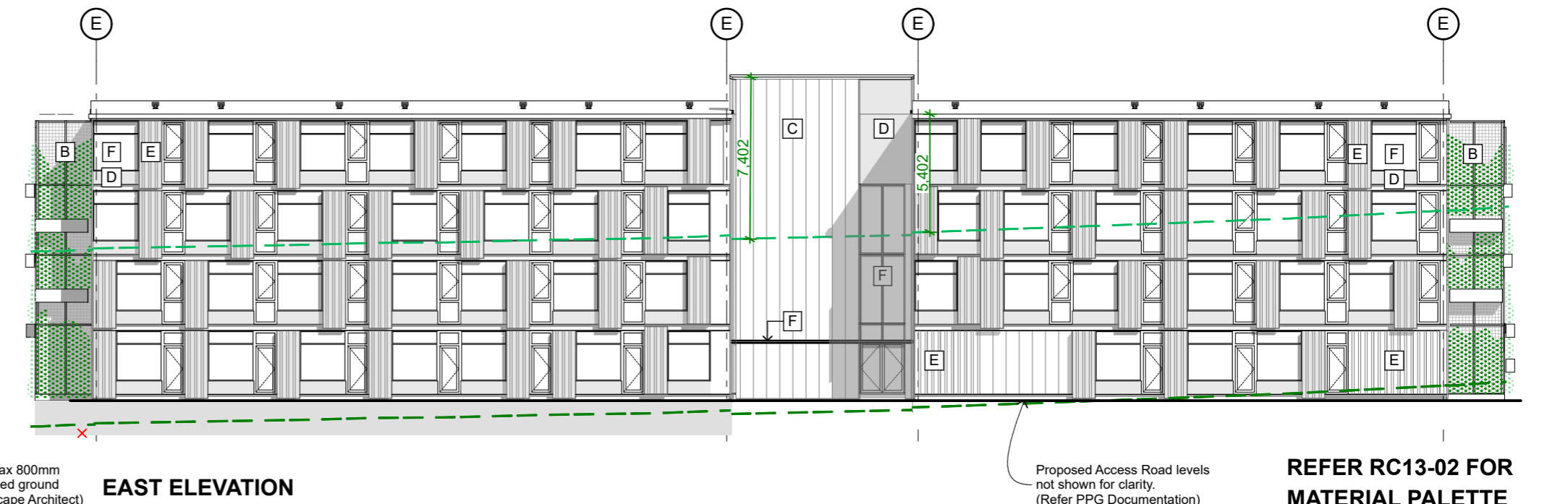
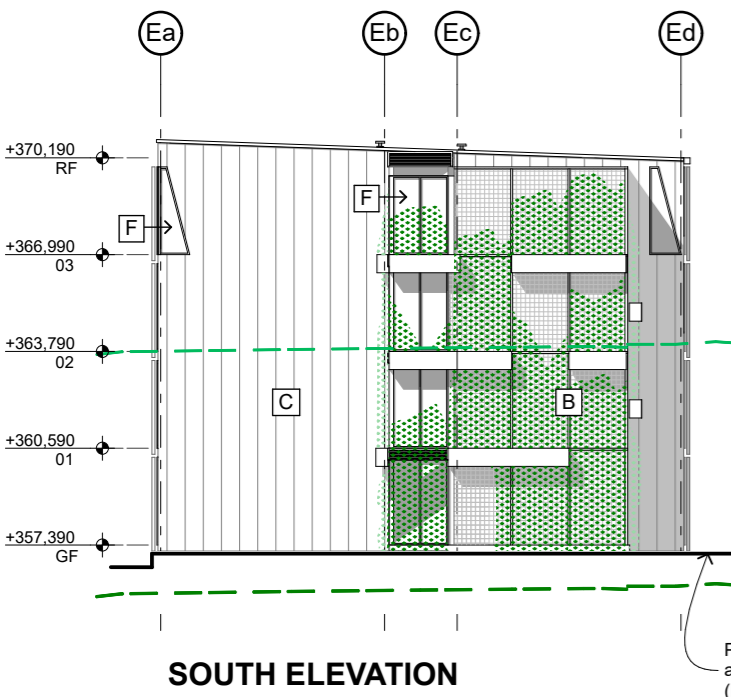
LINETYPE KEY

The height limits detailed in these plans are based upon information available to date. Final detailed building design may result in height variation of +/-300mm.

- 8m Height Plane
- Original Ground Level
- Proposed Ground



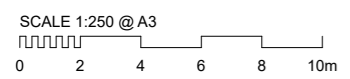
Decking Zone - shown grey, max 800mm high (Refer Landscape Architect)
Gravel & Riparian Batter to Original Ground - shown dotted (Refer Landscape Architect)



Patio Zone max 800mm above proposed ground (Refer Landscape Architect)

Proposed Access Road levels not shown for clarity. (Refer PPG Documentation)

REFER RC13-02 FOR MATERIAL PALETTE



Disclaimer: All information and views expressed on this page are provided subject to the "Document and Services Disclaimer" at the end of this drawing set.

General Notes: All dimensions to be checked on site. Copyright in all drawings, specifications and other documents and in the work executed from them remains the property of Studio of Pacific Architecture Ltd. © Studio of Pacific Architecture Limited 2018

Revisions:
16.04.2018 A for Resource Consent Application
05.07.2018 B for Revised Resource Consent Application Revision B

BROWN & COMPANY PLANNING GROUP

S A STUDIO rough & mine landscape architects

PATERSONPITTS GROUP Surveying • Planning • Engineering

CARRAGEWAY

ENGCO

GEO SOLVE

Origin

Oak Brothers CONSTRUCTION

MARSHALL DAY ARCHITECTS

CONGIGUES

Fluent SOLUTIONS

ECOTAGO

ryder

studiopacificarchitecture

Architects
Urban Designers
Interior Designers
Landscape Architects

WATERFALL PARK

Level 2
74 Cuba St
P.O. Box 11-517
Wellington, NZ

TEL: 64 4 802 5444
FAX: 64 4 802 5446
www.studiopacific.co.nz
architects@studiopacific.co.nz

WATERFALL PARK HOTEL

Waterfall Park Developments Ltd

at Waterfall Park, Arrowtown

AMENDED APPLICATION 05.07.2018

FOR RESOURCE CONSENT

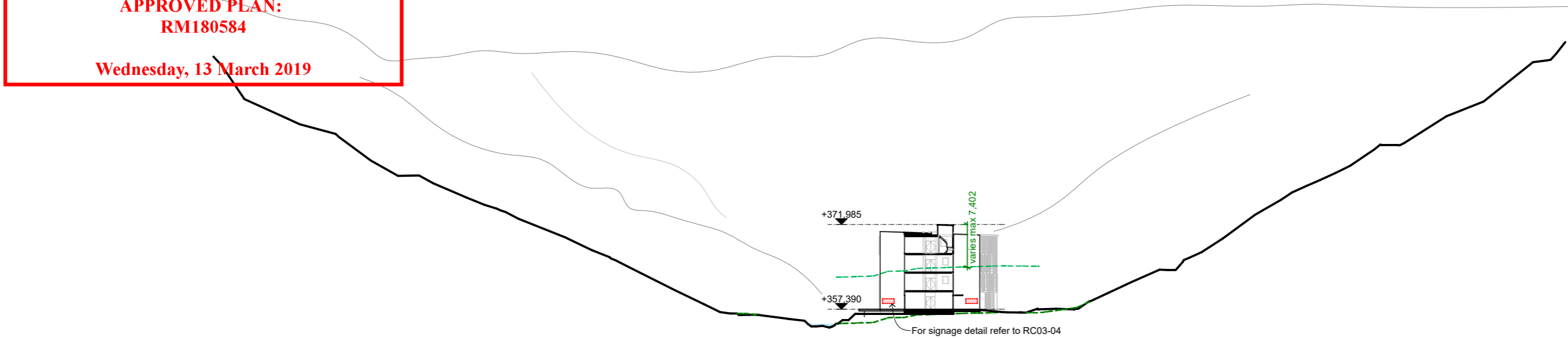
Building E - Elevations

Scale: 1:250 Orig. Size: A3

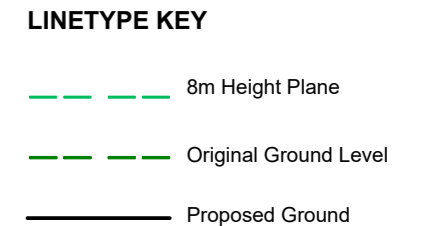
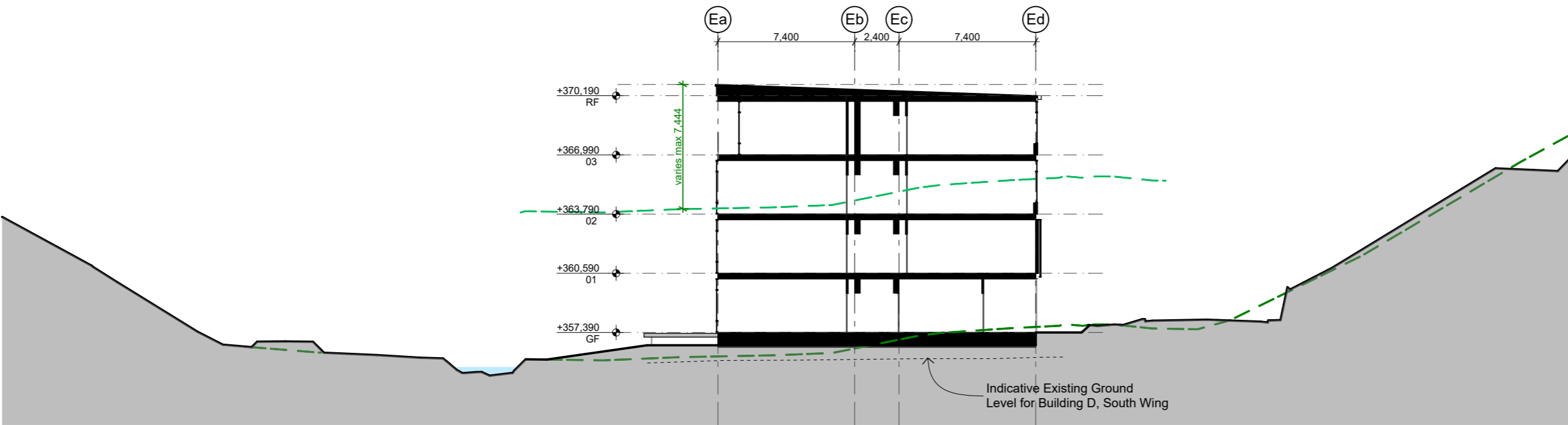
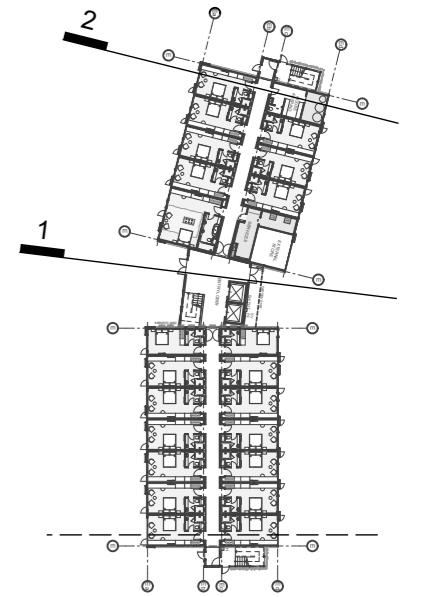
Drawing No. Job No.: **2294**

RC17-05 Revision: **B**

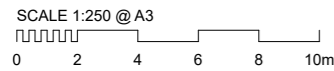
Printed: 5/07/18, 3:56 PM CAD Ref: 2294.91 WP_Masterplan_V02



1/ BUILDING E - VALLEY LOCATION SECTION



The height limits detailed in these plans are based upon information available to date. Final detailed building design may result in height variation of +/-300mm.



2/ BUILDING E - NORTH WING SECTION

**AMENDED APPLICATION 05.07.2018
FOR RESOURCE CONSENT**

<p>Disclaimer: All information and views expressed on this page are provided subject to the "Document and Services Disclaimer" at the end of this drawing set.</p> <p>General Notes: All dimensions to be checked on site. Copyright in all drawings, specifications and other documents and in the work executed from them remains the property of Studio of Pacific Architecture Ltd. © Studio of Pacific Architecture Limited 2018</p>	<p>Revisions: 16.04.2018 A for Resource Consent Application 05.07.2018 B for Revised Resource Consent Application Revision B</p>	<p>BROWN & COMPANY PLANNING GROUP S A STUDIO rough & mine landscape architects PATERSONPITTS GROUP Surveying • Planning • Engineering CARRAGEWAY ENGCO GEO SOLVE Origin Coak Brothers CONSTRUCTION MARSHALL DAY Architects CONGOLES Fluent SOLUTIONS ECOTAGO ryder</p>	<p>studiopacificarchitecture Architects Urban Designers Interior Designers Landscape Architects WATERFALL PARK Level 2 74 Cuba St P.O. Box 11-517 Wellington, NZ TEL: 64 4 802 5444 FAX: 64 4 802 5446 www.studiopacific.co.nz architects@studiopacific.co.nz</p>	<p>WATERFALL PARK HOTEL Waterfall Park Developments Ltd at Waterfall Park, Arrowtown</p>	<p>Building E - Sections Scale: 1:750, 1:250 Orig. Size: A3 Drawing No. Job No.: 2294 RC17-06 Revision: B</p>
---	---	---	---	---	---